



City of Belleair Beach, Florida
Annual Comprehensive Financial Report
Fiscal Year Ended September 30, 2021



City of Belleair Beach, Florida

Annual Comprehensive Financial Report
For the Fiscal Year Ended September 30, 2021

Prepared by the Department of Finance

I. INTRODUCTORY SECTION

CITY OF BELLEAIR BEACH, FLORIDA
BELLEAIR BEACH, FLORIDA
ANNUAL COMPREHENSIVE FINANCIAL REPORT
FOR THE FISCAL YEAR ENDED
SEPTEMBER 30, 2021

TABLE OF CONTENTS

	<u>Page</u>	<u>Schedule</u>
I. INTRODUCTORY SECTION		
Letter of Transmittal	i	
GFOA Certificate of Achievement	v	
Organizational Chart	vii	
City Officials	ix	
 II. FINANCIAL SECTION		
 Independent Auditor’s Report	 1	
 A . MANAGEMENT’S DISCUSSION AND ANALYSIS	 5	
 B . BASIC FINANCIAL STATEMENTS		
 Government-Wide Financial Statements		
Statement of Net Position	17	
Statement of Activities	18	
 Fund Financial Statements		
 <u>Governmental Fund Financial Statements</u>		
Balance Sheet	19	
Reconciliation of the Balance Sheet to the Statement of Net Position	20	
Statement of Revenues, Expenditures and Changes in Fund Balances	21	
Reconciliation of the Statement of Revenues, Expenditures and Changes in Fund Balances to the Statement of Activities	22	
Statement of Revenues, Expenditures and Changes in Fund Balance - Budget and Actual - General Fund	23	

CITY OF BELLEAIR BEACH, FLORIDA
BELLEAIR BEACH, FLORIDA
ANNUAL COMPREHENSIVE FINANCIAL REPORT
FOR THE FISCAL YEAR ENDED
SEPTEMBER 30, 2021

TABLE OF CONTENTS
(Continued)

	<u>Page</u>	<u>Schedule</u>
II. FINANCIAL SECTION (CONTINUED)		
B . BASIC FINANCIAL STATEMENTS (Continued)		
<i><u>Proprietary Fund Financial Statements</u></i>		
Statement of Net Position	24	
Statement of Revenues, Expenses and Changes in Net Position	25	
Statement of Cash Flows	26	
Notes to Financial Statements	29	
C. INDIVIDUAL FUND STATEMENTS AND SCHEDULES		
Statement of Revenues, Expenditures and Changes in Fund Balance - Budget and Actual - Capital Projects Fund	53	
Statement of Revenues, Expenditures and Changes in Fund Balance - Budget and Actual - Marina Fund	54	
Statement of Revenues, Expenditures and Changes in Fund Balance - Budget and Actual - Stormwater Fund	55	
Capital Assets Used in the Operation of Governmental Funds Comparative Schedules by Function and Activity	56	
Capital Assets Used in the Operation of Governmental Funds Schedule of Changes by Function and Activity	57	

CITY OF BELLEAIR BEACH, FLORIDA
ANNUAL COMPREHENSIVE FINANCIAL REPORT
FOR THE FISCAL YEAR ENDED
SEPTEMBER 30, 2021

TABLE OF CONTENTS
(Continued)

	<u>Page</u>	<u>Schedule</u>
III. STATISTICAL SECTION (UNAUDITED)		
Components of Net Position	59	1
Changes in Net Position	60	2
Charges for Services by Function and Program	62	3
General Governmental Revenues and Tax Revenue by Source ⁽¹⁾	63	4
Graph of General Governmental Revenues by Source	64	5
Components of Fund Balance	65	6
Changes in Fund Balances - Governmental Funds	66	7
General Governmental Expenditures by Source ⁽¹⁾	67	8
Graph of General Governmental Expenditures by Source	68	9
Assessed Value and Actual Value of Taxable Property	69	10
Property Tax Rates of Taxable Value -		
All Direct and Overlapping Governments (Per \$1,000)	70	11
Assessed Valuations, Millage and Taxes Levied and Collected	71	12
Principal Taxpayers	72	13
Property Tax Levies and Collection	73	14
Outstanding Debt by Type	74	15
Ratio of General Revenue and Debt Outstanding	75	16
Computation of Direct and Overlapping Debt - General Obligations	76	17
Pledged Revenue Coverage	77	18
Miscellaneous Demographical Statistics	78	19
Principal Employers	79	20
Full-time Equivalent City Government Employees by Function	80	21
Miscellaneous Statistical Data	81	22
Operating Indicators by Function	82	23
Capital Asset Statistics by Function	83	24
IV. COMPLIANCE SECTION		
Independent Auditors' Report on Internal Control over Financial Reporting and on Compliance and Other Matters Based on an Audit of Financial Statements Performed in Accordance with <i>Government Auditing Standards</i>	85	
Management Letter	87	
Independent Accountant's Report on Compliance with Section 218.415, Florida Statutes	89	

This page intentionally left blank.



June 27, 2022

To the Honorable Mayor, City Council Members
and Citizens of City of Belleair Beach, Florida

State law (section 218.32, Florida Statutes, as amended) requires that all general-purpose local governments publish within nine months after the close of each fiscal year a complete set of financial statements presented in conformity with accounting principles generally accepted in the United States of America (GAAP) and audited in accordance with generally accepted, in the United States of America, auditing standards by a firm of licensed certified public accountants. Pursuant to that requirement, we hereby issue the annual comprehensive financial report of the City of Belleair Beach, Florida (the City) for the fiscal year ended September 30, 2021.

This report consists of management's representations concerning the finances of the City. Consequently, management assumes full responsibility for the completeness and reliability of all the information presented in this report. To provide a reasonable basis for making these representations, management of the City has established a comprehensive internal control framework that is designed both to protect the government's assets from loss, theft, or misuse and to compile sufficient reliable information for the presentation of the City's financial statements in conformity with GAAP. Because the cost of internal controls should not outweigh their benefits, the City's comprehensive framework of internal controls has been designed to provide reasonable rather than absolute assurance that the financial statements will be free from material misstatement. As management, we assert that, to the best of our knowledge and belief, this financial report is complete and reliable in all material respects.

The City's financial statements have been audited by Saltmarsh, Cleveland and Gund, P.A. a firm of licensed certified public accountants. The goal of the independent audit was to provide reasonable assurance that the financial statements of the City for the fiscal year ended September 30, 2021, are free of material misstatements. The independent audit involved examining, on a test basis, evidence supporting the amounts and disclosures in the financial statements, assessing the accounting principles used and significant estimates made by management; and evaluating the overall financial statement presentation. The independent auditor concluded, based upon the audit, that there was a reasonable basis for rendering an unmodified opinion that the City's financial statements for the fiscal year ended September 30, 2021 are fairly presented in conformity with GAAP. The independent auditor's report is presented as the first component of the financial section of this report.

GAAP require that management provide a narrative introduction, overview, and analysis to accompany the basic financial statements in the form of Management's Discussion and Analysis (MD&A). This letter of transmittal is designed to complement the MD&A and should be read in conjunction with it. The City's MD&A can be found immediately following the report of the independent auditors.

Factors Affecting Financial Condition

The information presented in the financial statements is perhaps best understood when it is considered from the broader perspective of the specific environment within which the City operates.

Profile of the Government

The City of Belleair Beach, Florida was incorporated in 1950 and was chartered pursuant to Chapter 166 Florida Statutes, with a Mayor form of government. An amendment to the charter effective March 10, 2004 adopted the council-manager form of government. The City currently occupies a land area of eight tenths of a square mile and serves an estimated population of 1,633 in 2021. The City is empowered to levy property tax on both real and personal properties located within its boundaries but is unique because it does not have any commercial businesses located within the City limits (by City Charter), therefore it has no commercial tax base.

Policy-making and legislative authority are vested in a governing council consisting of the Mayor and six other members. The City Council is responsible, among other things, for passing ordinances and resolutions, adopting the budget, appointing committees and hiring the government's City Manager, City Clerk and attorney. The City Manager is the chief executive officer of the City and is responsible for carrying out the policies and ordinances/resolutions and directives of the City Council. Among other things, the City Manager will direct and supervise the administration of all departments of the City, except as provided by Charter, attend all council meetings and submit to the City Council a proposed annual budget in a timely manner each year. The Council is elected on a non-partisan basis. In even-numbered years, four council members, including the Mayor, shall be elected for a three-year term and three council members shall be elected to a three-year term in the odd-numbered years. The Mayor and council members are elected at large.

The City maintains the streets, parks and other infrastructure. Police protection is provided by the Pinellas County Sheriff's Office effective June 1, 2007 per referendum approved by citizens in March 2007. The City's recreational facilities include parks and playgrounds, beaches, tennis courts, basketball court and library services in conjunction with the Pinellas County Public Library Cooperative. The City also has marina slips available to residents. Stormwater improvements are accounted for in a separate fund beginning in fiscal year 2021. The Marina and Stormwater Enterprise Funds are included in this report.

Local Economy

The City of Belleair Beach is a residential community that is part of a region that had been an improving economic environment within the past few years prior to the COVID-19 pandemic. In fact, the most recent estimate of property values shows a 7.6 percent increase in taxable values for 2021 as compared with 2020 values. However, like other communities throughout the country and internationally, the City of Belleair Beach faces some uncertainty going forward related to the effects of the COVID-19 pandemic. The budget for the upcoming fiscal year considers the unfavorable consequences of this situation but has not been prepared in anticipation of a worst-case scenario, for example, as if tourism related revenue derived from state funding completely ceased. This strategy has been implemented because the City has a healthy property tax base, other non-state derived revenue sources, and reserve funds available that will help to offset the short-term impacts of any decreased funding.

In the Tampa Bay area, the unemployment rate of 3.9% in September 2021 was significantly lower than 5.7% reported in 2020, although the impact of employment losses and declines in other areas of the economy have been felt close to home.

The region (which includes the City and the surrounding unincorporated area within Pinellas county) has a population base of approximately one million people, with three surrounding counties playing a vital role in the region's economy.

Operational, Internal and Budgetary Control

Operational Control:

Operational policies are continually monitored to assure that specific tasks are carried out effectively and efficiently and that results are consistent with the City's expectations. As tasks are undertaken, the City evaluates deviations and makes necessary adjustments. A workplace safety program is in place to provide for employee accident prevention training, thus minimizing accident-related losses as well as lowering premiums. Specialized training is also undertaken for specific areas of concern. The City is insured through the Florida Municipal Insurance Trust program for general and professional liability, automobile, property and workers' compensation insurance.

Internal Control:

Effective internal accounting control is a major emphasis in the City's accounting system. The City seeks to provide reasonable assurance that assets are safeguarded and that financial records are reliable for preparing financial statements and maintaining accountability. The annual budget serves as the foundation for the City's financial planning and control. Budgets are maintained at the departmental level and changes are approved by the City Manager.

Budgetary Control:

The budget is prepared using conservative assumptions of revenue and moderate expenditure growth. Department heads submit to the City Manager their budget requests during April and May of each year. The City Manager uses these requests as the starting point for developing a proposed budget. The City Manager then presents this proposed budget to City Council for review in June. Budget workshops that are open to the public are held in June and July. The Council is required to hold two public hearings on the proposed budget and to adopt a final budget by no later than September 30th, the close of the City's fiscal year. The appropriated budget is prepared by fund and departmental details. Department heads may request transfers of appropriations within a department through a budget transfer request by the City Manager provided that the total budget within a fund is not changed. However, if the total amount of budget appropriations within a fund is changed, a resolution authorizing a budget amendment is required to be approved by Council. Budget-to-actual comparisons are provided in this report for each individual government fund for which an appropriated annual budget has been adopted. For the General Fund, this comparison is presented on page 23 and the Capital Projects Fund is on page 55 as part of the basic financial statements for the governmental funds. For the Marina Fund, budget-to-actual comparisons are presented on page 56. Cash temporarily idle during the year was primarily invested in money market funds and certificates of deposit with Truist Bank and Bank United. The City's surplus cash needed in the short term is invested with the State Board of Administration - Florida Prime, to maximize earnings. Additional information on the City's cash and investments can be found in Notes 3 in the financial statements.

Strategic Planning and Initiatives

Every fiscal decision is carefully evaluated so the City can make informed and responsible choices to determine our priorities against ever-changing economic, environmental, and political circumstances. These principles align with the City's mission and vision from the City's Strategic Plan:

- Create a high level of resident satisfaction by focusing on a beautiful, friendly, safe, well-managed waterfront community.
- To be a premier gulf coast, residential community by creating a high level of resident satisfaction, ultimately increasing the demand for living in Belleair Beach and subsequently increasing property values.

The City of Belleair Beach has long-range plans for infrastructure improvements (streets, drainage and bridges), upgrades to parks and recreation facilities (purchase of equipment, docks, boat ramp and seawall repairs). The budget for the upcoming fiscal year ending September 30, 2022 has provided approximately \$1,736,290 for capital improvement projects impacting facilities, parks, recreation and infrastructure. Street resurfacing, valley curb repair and replacement program, park renovations and upgrades, dock replacement, and stormwater improvement projects are scheduled throughout Belleair Beach over the next five years. The undergrounding of utilities for the Bellevue Estates Island project has now been completed. This project had an estimated project cost of \$1.8 million and was funded through a non-ad valorem special assessment to the residents of the improved area. This funding was provided by South State Bank and has a term of 20 years that began in fiscal year 2018.


The Community Center overlooks the Intracoastal Waterway and generates rental income from weddings, parties, meetings, and fitness programs. The City believes that the Community Center enhances services to citizens, improves the aesthetics of the City and provides for a structurally and environmentally sound City Hall. The City received the proceeds of a tax-exempt bank loan in fiscal year 2006 with Truist Bank for \$3.0 million to fund the project. Per loan agreement, quarterly principal and interest payments have been regularly made. Other sources of funding include contributions from the General Fund and distributions received from the Infrastructure Sales Tax (Penny for Pinellas).

Based on the guidelines from the United States Treasury, the City is considered a “Non-Entitlement Unit” and was thereby the recipient of \$401,584 in funding from the Coronavirus State and Local Fiscal Recovery Funds, part of the American Rescue Plan, during fiscal year 2021. Another payment equal to this amount is expected to be received by the end of fiscal year 2022. Although specific projects have not yet been identified to utilize these funds, the City will carefully consider the best use of our allocation and make every effort to maintain compliance with the terms of this historic funding.


Acknowledgments

The preparation of this report would not have been possible without the efficient and dedicated services of the staff of the Finance and Administration departments. We would like to express our appreciation to all members of the departments who assisted and contributed to the preparation of this report. Credit also must be given to the Mayor and the Council members for their support and for maintaining the highest standards of professionalism in the management of the City of Belleair Beach, Florida’s finances.

Respectfully submitted,



Lynn Rives
City Manager



Andrew Tess, CPA
City Treasurer



Government Finance Officers Association

Certificate of
Achievement
for Excellence
in Financial
Reporting

Presented to

**City of Belleair Beach
Florida**

For its Annual Comprehensive
Financial Report
For the Fiscal Year Ended

September 30, 2020

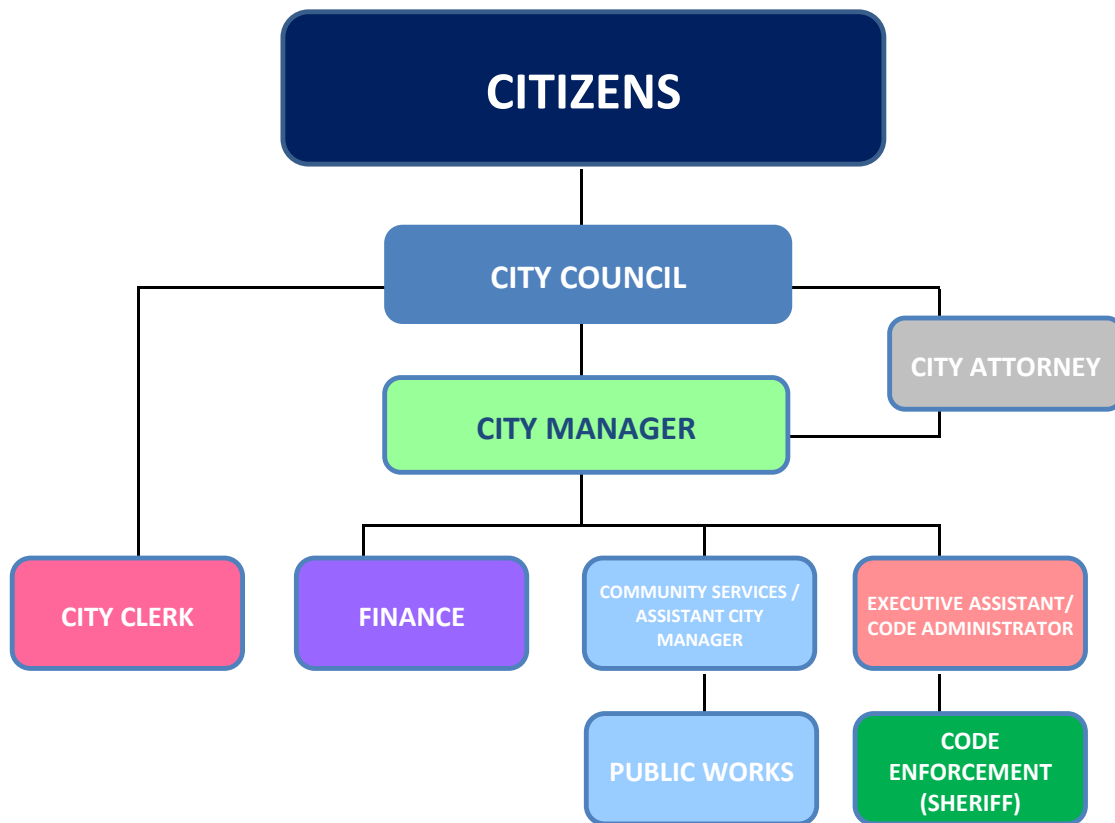
Christopher P. Morill

Executive Director/CEO

This page intentionally left blank.



Organizational Chart



This page intentionally left blank.

City of Belleair Beach, Florida

Listing of City Officials

Fiscal Year 2021

Elected Officials:

Mayor	Joseph Manzo
Vice-Mayor	Dave Gattis
Council Member	Robyn Ache
Council Member	Frank Bankard
Council Member	Glenn Gunn
Council Member	Leslie Notaro
Council Member	Rita Swope

Appointed Officials:

City Attorney	Fred Reilly
---------------	-------------

Chartered Officers:

City Manager	Lynn Rives
City Treasurer	Andrew Tess
City Clerk	Patricia Gentry

This page intentionally left blank.

II. FINANCIAL SECTION

INDEPENDENT AUDITOR'S REPORT

To the Honorable Mayor, City Council Members
and the Citizens of City of Belleair Beach, Florida

Report on the Financial Statements

We have audited the accompanying financial statements of the governmental activities, the business-type activities, each major fund, and the respective budgetary comparison for the General Fund of the City of Belleair Beach, Florida (the City) as of and for the year ended September 30, 2021, and the related notes to the financial statements, which collectively comprise the City's basic financial statements as listed in the table of contents.

Management's Responsibility for the Financial Statements

Management is responsible for the preparation and fair presentation of these financial statements in accordance with accounting principles generally accepted in the United States of America; this includes the design, implementation, and maintenance of internal control relevant to the preparation and fair presentation of financial statements that are free from material misstatement, whether due to fraud or error.

Auditor's Responsibility

Our responsibility is to express opinions on these financial statements based on our audit. We conducted our audit in accordance with auditing standards generally accepted in the United States of America and the standards applicable to financial audits contained in *Government Auditing Standards*, issued by the Comptroller General of the United States. Those standards require that we plan and perform the audit to obtain reasonable assurance about whether the financial statements are free from material misstatement.

An audit involves performing procedures to obtain audit evidence about the amounts and disclosures in the financial statements. The procedures selected depend on the auditor's judgment, including the assessment of the risks of material misstatement of the financial statements, whether due to fraud or error. In making those risk assessments, the auditor considers internal control relevant to the entity's preparation and fair presentation of the financial statements in order to design audit procedures that are appropriate in the circumstances, but not for the purpose of expressing an opinion on the effectiveness of the entity's internal control. Accordingly, we express no such opinion. An audit also includes evaluating the appropriateness of accounting policies used and the reasonableness of significant accounting estimates made by management, as well as evaluating the overall presentation of the financial statements.

Honorable Mayor, City Council Members
and the Citizens of City of Belleair Beach, Florida

We believe that the audit evidence we have obtained is sufficient and appropriate to provide a basis for our audit opinions.

Opinions

In our opinion, based on our audit and the report of other auditors, the financial statements referred to above present fairly, in all material respects, the respective financial position of the governmental activities, the business-type activities, the discretely presented component unit, each major fund, and the aggregate remaining fund information of the City of Belleair Beach, Florida as of September 30, 2021, and the respective changes in financial position and, where applicable, cash flows thereof and the respective budgetary comparison for the General Fund for the year then ended in accordance with accounting principles generally accepted in the United States of America.

Other Matters

Required Supplementary Information

Accounting principles generally accepted in the United States of America require that the Management's Discussion and Analysis be presented to supplement the basic financial statements. Such information, although not a part of the basic financial statements, is required by the Governmental Accounting Standards Board, who considers it to be an essential part of financial reporting for placing the basic financial statements in an appropriate operational, economic, or historical context. We have applied certain limited procedures to the required supplementary information in accordance with auditing standards generally accepted in the United States of America, which consisted of inquiries of management about the methods of preparing the information and comparing the information for consistency with management's responses to our inquiries, the basic financial statements, and other knowledge we obtained during our audit of the basic financial statements. We do not express an opinion or provide any assurance on the information because the limited procedures do not provide us with sufficient evidence to express an opinion or provide any assurance.

Other Information

Our audit was conducted for the purpose of forming opinions on the financial statements that collectively comprise the City of Belleair Beach, Florida's basic financial statements. The introductory section, combining and individual nonmajor fund financial statements, schedules of capital assets, and statistical section are presented for purposes of additional analysis and are not a required part of the basic financial statements.

The individual fund financial statements and schedules of capital assets are the responsibility of management and were derived from and relate directly to the underlying accounting and other records used to prepare the basic financial statements. Such information has been subjected to the auditing procedures applied in the audit of the basic financial statements and certain additional procedures, including comparing and reconciling such information directly to the underlying accounting and other records used to prepare the basic financial statements or to the basic financial statements themselves, and other additional procedures in accordance with auditing standards generally accepted in the United States of America. In our opinion, based on our audit, the procedures performed as described above, and the report of the other auditors, the combining and individual nonmajor fund financial statements are fairly stated, in all material respects, in relation to the basic financial statements as a whole.

Honorable Mayor, City Council Members
and the Citizens of City of Belleair Beach, Florida

The introductory and statistical sections have not been subjected to the auditing procedures applied in the audit of the basic financial statements and, accordingly, we do not express an opinion or provide any assurance on them.

Other Reporting by *Government Auditing Standards*

In accordance with *Government Auditing Standards*, we have also issued our report dated June 27, 2022, on our consideration of the City's internal control over financial reporting and on our tests of its compliance with certain provisions of laws, regulations, contracts, and grant agreements and other matters. The purpose of that report is to describe the scope of our testing of internal control over financial reporting and compliance and the results of that testing, and not to provide an opinion on internal control over financial reporting or on compliance. That report is an integral part of an audit performed in accordance with *Government Auditing Standards* in considering the City's internal control over financial reporting and compliance.

A handwritten signature in cursive script that reads "Saltmarsh Cleveland & Lund".

Pensacola, Florida
June 27, 2022

This page intentionally left blank.

**CITY OF BELLEAIR BEACH, FLORIDA
MANAGEMENT'S DISCUSSION AND ANALYSIS
SEPTEMBER 30, 2021**

As management of the City of Belleair Beach, (the City) we offer readers of the financial statements this narrative overview and analysis of the financial activities of the City for the fiscal year ended September 30, 2021. We encourage readers to consider the information presented here in conjunction with additional information that we have furnished in our Letter of Transmittal, which is on pages i-iv of this report.

FINANCIAL HIGHLIGHTS

- Total assets exceeded liabilities by \$15,894,403, representing the overall net position. Of this amount, \$5,309,858 is unrestricted.
- The assets of the City's governmental activities exceeded its liabilities at the close of the most recent fiscal year by \$13,820,845 (net position). Of this amount, \$4,930,178 (unrestricted net position) may be used to meet the government's ongoing obligations to citizens and creditors.
- At September 30, 2021, the City's governmental fund balances reported an ending fund balance of \$5,023,179, as adjusted, which represents a decrease of \$439,121 or 8.0% in comparison with the prior year. This change is computed by considering the current year decrease of \$399,121 plus the prior period adjustment of \$40,000. As illustrated by the Statement of Revenue, Expenditures and Changes in Fund Balance on page 21, the Capital Projects Fund operated at a loss of \$591,321 for fiscal year 2021 resulting from significant expenditures for improvements incurred within the City. The loss experienced in the Capital Projects Fund was offset by a positive change in fund balance in the General Fund of \$192,200.
- The City recorded unearned revenue in the General Fund totaling \$401,584, of which \$401,434 represents the first half of funding received from the Coronavirus State and Local Fiscal Recovery Funds.
- At September 30, 2021, the unassigned fund balance of the General Fund (not restricted, committed or assigned to any specific purpose) was \$3,241,604 or 167.9% of total General Fund expenditures of \$1,930,748.
- Governmental activities revenues increased by \$276,516, or 9.9% from the prior fiscal year. This is primarily due to the fact that during fiscal year 2021, almost all sources increased compared to fiscal year 2020.
- For the City's business-type activities, assets exceeded liabilities by \$2,073,558 (net position) with \$379,680 as unrestricted.
- The business-type activities operating revenue increased by \$162,432 or 192.1% overall as compared with the prior year. There was an increase in net position of business-type activities of \$1,741,856 that resulted from the establishment of the Stormwater fund in the business-type activities, which includes the transfer of \$1,552,557 of stormwater capital assets that had previously been reported in the governmental activities.

OVERVIEW OF THE FINANCIAL STATEMENTS

This discussion and analysis is intended to serve as an introduction to the City of Belleair Beach's basic financial statements. The City of Belleair Beach's basic financial statements comprise three components:

1) government-wide financial statements, 2) fund financial statements, and 3) notes to financial statements. This report also contains other supplementary information in addition to the basic financial statements themselves.

**CITY OF BELLEAIR BEACH, FLORIDA
MANAGEMENT'S DISCUSSION AND ANALYSIS
SEPTEMBER 30, 2021
(Continued)**

GOVERNMENT-WIDE FINANCIAL STATEMENTS

The government-wide financial statements are designed to provide readers with a broad overview of the City's finances, in a manner that is similar to a private-sector business.

The Statement of Net Position presents information on the City's assets and liabilities, with the difference between them reported as "Net Position". The focus of the Statement of Net Position is the "Unrestricted Net Position" which is designed to be similar to a corporate entity's presentation of "bottom-line" results for the City's activities. This statement combines and consolidates the governmental funds' current financial resources (short-term, spendable resources) with capital assets and long-term obligations. Over time, increases or decreases in net position may serve as a useful indicator of whether the financial position of the City is improving or deteriorating.

The Statement of Activities presents information showing how the government's net position changed during fiscal year 2021. All changes in net position are reported as soon as the underlying event giving rise to the change occurs, regardless of the timing of related cash flows. Thus, revenues and expenses are reported in this statement for some items that will only result in cash flows in future fiscal periods (e.g., uncollected taxes and earned but unused vacation leave).

Both of these government-wide financial statements distinguish functions of the City that are principally supported by taxes and intergovernmental revenues (governmental activities) from other functions that are intended to recover all or a significant portion of their costs through user fees and charges (business-type activities). The governmental activities of the City include general government, public safety, roads and streets, sanitation, and parks and recreation. The business-type activities of the City include marina slip rentals where the fees for the service typically cover the cost of operations including depreciation and a fund to account for stormwater improvements.

The government-wide financial statements include the City itself (known as the primary government), the marina slip rental operation, and the stormwater fund. Although legally separated for reporting purposes, these activities function as a department of the City for all practical purposes and therefore have been included as an integral part of the primary government.

The government-wide financial statements can be found on pages 17-18 of this report.

FUNDS

A fund is a grouping of related accounts that is used to maintain control over resources that have been segregated for specific activities or objectives. The City of Belleair Beach, like other state and local governments, uses fund accounting to ensure and demonstrate compliance with finance-related legal requirements. All of the funds of the City can be divided into two categories: governmental funds and proprietary funds. The City does not present any fiduciary funds since the City is not responsible for any trustee responsibilities that would be reported in a fiduciary fund financial statement. The basic governmental fund financial statements can be found on pages 19-22 of this report and the proprietary fund financial statements can be found on pages 24- 27.

**CITY OF BELLEAIR BEACH, FLORIDA
MANAGEMENT'S DISCUSSION AND ANALYSIS
SEPTEMBER 30, 2021
(Continued)**

The City adopts an annual budget for all funds and budgetary comparison statements have been provided to demonstrate compliance with these budgets.

Governmental Funds

Governmental funds are used to account for essentially the same functions reported as governmental activities in the governmental-wide financial statements. However, as mentioned previously, unlike the government-wide financial statements, the governmental fund financial statements focus on near-term inflows and outflows of spendable resources, as well as on balances of spendable resources available at the end of the fiscal year.

Because the focus of governmental funds is narrower than that of the government-wide financial statements, it is useful to compare the information presented for governmental funds with similar information presented for governmental activities in the government-wide financial statements. By doing so, readers may better understand the long-term impact of the government's near-term financing decisions. Both the governmental fund Balance Sheet and the governmental fund Statement of Revenues, Expenditures, and Changes in Fund Balance provide a reconciliation to facilitate this comparison between governmental funds and governmental activities.

The City maintains four individual funds and they all are considered major funds. The individual governmental funds and governmental-fund totals are presented on pages 19-22 and provide a Balance Sheet and the Statement of Revenues, Expenditures and Changes in Fund Balance for the General Fund and Capital Projects Fund.

Proprietary Funds

The City of Belleair Beach maintains two proprietary funds. One enterprise fund is used to account for the Marina Fund activities and the other is used to report the costs of stormwater improvements throughout the City. Enterprise and proprietary funds are used to report the same functions and the same type of information as the government-wide financial statements but are referred to as business-type activities. The City's proprietary fund financial statements provide separate information for the Marina Fund and the Stormwater Funds. The basic proprietary fund financial statements can be found on pages 24-27 of this report. The budgetary comparison report for the Marina Fund is on page 54 and on page 55 for the Stormwater Fund.

NOTES TO FINANCIAL STATEMENTS

The notes provide additional information that is essential to a full understanding of the data provided in the government-wide and fund financial statements. The notes to the financial statements can be found on pages 29-52 of this report.

**CITY OF BELLEAIR BEACH, FLORIDA
MANAGEMENT'S DISCUSSION AND ANALYSIS
SEPTEMBER 30, 2021
(Continued)**

INFRASTRUCTURE ASSETS

Due to the small size of the City and infrastructure assets valued less than \$10 million, the City has elected to only record and depreciate infrastructure going forward. Historically, a government's largest group of assets (infrastructure: roads, bridges, sidewalks, curbs, underground pipes, unless associated with a utility, etc.) have not been reported or depreciated in the City's financial statements. The statements require that these assets be valued and recorded within the "Governmental" columns of the government-wide statements.

GOVERNMENT-WIDE FINANCIAL ANALYSIS

As noted earlier, net position may serve as a useful indicator of a government's financial conditions over time. In the case of the City of Belleair Beach, total assets exceeded total liabilities by \$15,894,403 at the close of fiscal year ended September 30, 2021. For more detailed information, see the full Statement of Net Position on page 17.

At September 30, 2021, a considerable portion of the City's net position is invested in capital assets (e.g., land, buildings, equipment, marina docks and stormwater infrastructure) at 57.4% of total assets. The City uses these capital assets to provide services to citizens; consequently, these assets are not available for future spending. Although the City's investment in capital assets is reported net of related outstanding debt used to acquire those capital assets, (for example, the Community Center loan) it should be noted that the resources needed to repay this debt must be provided from other sources, since the capital assets themselves cannot be used to liquidate these liabilities. A large part of the City's assets (30.5%) reflects the investment in cash, cash equivalents and other investments. This is affected by the implementation of the City's investment policy that has emphasis on first: safety of principal, second: liquidity or readily available for conversion into cash in order to finance the City's operating cash flow requirements, and the third criteria: yield or earnings.

As of September 30, 2021, there are no significant external restrictions on how the City's resources may be used. The balance of unrestricted net position of \$5,309,858 or 33.4% of total net position may be used to meet the government's ongoing obligations to citizens and creditors.

At the end of the fiscal year ending September 30, 2021, the City reports positive balances in all the categories of net position for the government as a whole, as well as for the governmental and business-type activities. The same situation held true for the prior fiscal year.

**CITY OF BELLEAIR BEACH, FLORIDA
MANAGEMENT'S DISCUSSION AND ANALYSIS
SEPTEMBER 30, 2021
(Continued)**

The following table reflects the condensed Statement of Net Position compared to the prior year.

**STATEMENT OF NET POSITION
AS OF SEPTEMBER 30**

	Governmental Activities		Business-type Activities		Total	
	2021	2020	2021	2020	2021	2020
Current and other assets	\$ 5,515,729	\$ 7,949,724	\$ 388,886	\$ 304,067	\$ 5,904,615	\$ 8,253,791
Capital assets	10,803,722	11,923,015	1,731,723	36,673	12,535,445	11,959,688
Total assets	<u>\$ 16,319,451</u>	<u>\$ 19,872,739</u>	<u>\$ 2,120,609</u>	<u>\$ 340,740</u>	<u>\$ 18,440,060</u>	<u>\$ 20,213,479</u>
Current liabilities	\$ 727,497	\$ 2,510,239	\$ 23,922	\$ 9,038	\$ 751,419	\$ 2,519,277
Non-current liabilities	1,771,109	2,593,656	23,129	-	1,794,238	2,593,656
Total liabilities	<u>2,498,606</u>	<u>5,103,895</u>	<u>47,051</u>	<u>9,038</u>	<u>2,545,657</u>	<u>5,112,933</u>
Net position:						
Net investment in capital assets	8,890,667	9,397,531	1,693,878	36,673	10,584,545	9,434,204
Unrestricted	4,930,178	5,371,313	379,680	295,029	5,309,858	5,666,342
Total net position	<u>13,820,845</u>	<u>14,768,844</u>	<u>2,073,558</u>	<u>331,702</u>	<u>15,894,403</u>	<u>15,100,546</u>
Total liabilities and net position	<u>\$ 16,319,451</u>	<u>\$ 19,872,739</u>	<u>\$ 2,120,609</u>	<u>\$ 340,740</u>	<u>\$ 18,440,060</u>	<u>\$ 20,213,479</u>

**CITY OF BELLEAIR BEACH, FLORIDA
MANAGEMENT'S DISCUSSION AND ANALYSIS
SEPTEMBER 30, 2021
(Continued)**

Statement of Activities

The following schedule compares the revenues and expenses for the current and previous fiscal year.

**STATEMENT OF ACTIVITIES
FOR THE YEARS ENDED SEPTEMBER 30**

	Governmental Activities		Business-type Activities		Total	
	2021	2020	2021	2020	2021	2020
Revenues:						
Program revenues:						
Charges for services	\$ 856,195	\$ 735,917	\$ 246,329	\$ 82,830	\$ 1,102,524	\$ 818,747
Operating grants and contributions	130,832	24,914	-	-	130,832	24,914
General revenues:						
Property taxes	1,170,878	1,117,077	-	-	1,170,878	1,117,077
Franchise fees	187,045	188,420	-	-	187,045	188,420
Utility taxes	294,614	288,081	-	-	294,614	288,081
Other taxes and fees	435,865	386,386	-	-	435,865	386,386
Miscellaneous	7,459	65,577	674	1,741	8,133	67,318
Total revenues	3,082,888	2,806,372	247,003	84,571	3,329,891	2,890,943
Expenses:						
Governmental activities:						
General government	743,107	698,293	-	-	743,107	698,293
Public safety	535,629	523,617	-	-	535,629	523,617
Physical Environment	882,166	1,011,544	-	-	882,166	1,011,544
Culture and recreation	54,879	45,225	-	-	54,879	45,225
Interest on long-term debt	94,305	102,163	-	-	94,305	102,163
Business-type activities:						
Marina	-	-	56,502	55,836	56,502	55,836
Stormwater	-	-	169,446	-	169,446	-
Total expenses	2,310,086	2,380,842	225,948	55,836	2,536,034	2,436,678
Change in net position before transfers	772,802	425,530	21,055	28,735	793,857	454,265
Transfers	(1,720,801)	-	1,720,801	-	-	-
Change in net position	(947,999)	425,530	1,741,856	28,735	793,857	454,265
Net position, beginning of year	14,768,844	14,343,314	331,702	302,967	15,100,546	14,646,281
Net Position, end of year	\$ 13,820,845	\$ 14,768,844	\$ 2,073,558	\$ 331,702	\$ 15,894,403	\$ 15,100,546

**CITY OF BELLEAIR BEACH, FLORIDA
MANAGEMENT'S DISCUSSION AND ANALYSIS
SEPTEMBER 30, 2021
(Continued)**

Governmental Activities

Governmental activities decreased the City's net position by \$947,999 compared to the prior year's increase of \$425,530. This fiscal year's decrease accounts for 6.86% of the governmental activities total net position at year-end of \$13,820,845. The overall decrease in the net position of the governmental activities is largely due to the transfer of capital assets to the newly formed Stormwater fund. Without inter-fund transfers, the governmental activities would have had an increase of \$772,802.

Governmental Funds

The focus of the City's governmental funds is to provide information on near-term inflows, outflows, and balances of spendable resources. Such information is useful in assessing the City's financing requirements. In particular, the unassigned fund balance may serve as a useful measure of a government's net resources available for spending at the end of the fiscal year.

At the end of fiscal year 2021, the City's governmental funds reported combined ending fund balances of \$5,023,179, a decrease of \$439,121, in comparison with the prior year when the net change was an increase of \$63,512. Governmental fund expenses increased by \$273,979. This increase in expenses includes the accelerated debt payment in the Capital Projects fund that was possible because the related capital project, the undergrounding of utilities in Bellevue Island Estates, was completed under the initial budgeted cost. Further analysis of the activity within the governmental funds can be found in the following sections.

General Fund

The General Fund is the chief operating fund of the City. During the year ended September 30, 2021, the General Fund transferred a combined \$590,000 to the Capital Projects and Stormwater Funds. This reduction in available funds combined with the \$777,500 excess revenues over expenditures and \$4,700 in proceeds from the sale of assets for the same time period resulted in an overall \$192,200 increase in the fund. The City was fortunate to experience higher property values and related ad valorem revenue, approved the increased of the registration fees for businesses and rental properties within the City, and continued popularity of the beach access led to higher parking fees. Total expenditures increased by \$89,040 compared to the prior year. The largest increase in expenditures was for capital outlay. There is a separate discussion below regarding the specific capital asset additions. The City also received \$401,584 from the first tranche of the Coronavirus State and Local Fiscal Recovery Funds that is considered unearned revenue until the requirements are met to recognize the revenue from this funding and the cash is reported as restricted as of September 30, 2021.

At the end of fiscal year 2021, the unassigned fund balance of the General Fund, which has not been restricted, committed or assigned to specific purposes, was \$3,241,604. This is available for spending at the City's discretion.

The remainder of the General Fund balance of \$1,117,680 is not available for new spending and has been classified as "non-spendable" (so it cannot be converted into cash) that designates an amount for prepaid items totaling \$27,430 and "assigned" for contingencies and catastrophic events of \$1,090,250. The total fund balance represents 225.78% of total General Fund expenditures for 2021.

**CITY OF BELLEAIR BEACH, FLORIDA
MANAGEMENT'S DISCUSSION AND ANALYSIS
SEPTEMBER 30, 2021
(Continued)**

General Fund Budgetary Highlights

During the fiscal year ended September 30, 2021 the significant variances between the final amended budget and the actual results are shown below:

- Revenues were higher than budgeted amount by \$331,043 with all line items exceeding the budgeted amounts with the exception of interest income.
- Expenditures were lower than budgeted amount by \$83,151 due to lower expenditures in all functions except capital outlay.

Capital Projects Fund

The Capital Projects Fund is used to account for the acquisition or construction of major capital facilities other than those financed by proprietary funds. This is also used for non-recurring capital expenditures with an estimated useful life of at least ten years and/or a minimum cost of \$1,000 in order to avoid distortion of financial trend information in the other funds.

At the end of fiscal year 2021, the fund balance of the Capital Projects Fund was \$663,895 and is considered "committed" since those funds have been earmarked for expenditures in the Capital Projects Budget set forth in the City's Capital Improvement Plan.

Business-Type

Proprietary Fund

The City's proprietary fund-level statements provide the same type of information found in the government-wide financial statements, but in more detail. At the end of fiscal year 2021, the City's proprietary funds reported combined ending net position balances of \$2,073,558. This substantial increase in comparison with the prior year is due to the addition of the Stormwater fund, whose net position equates to \$1,718,734, now being added to the Marina fund's net position of \$354,824. Further analysis of the activity within the proprietary funds can be found in the following sections.

Marina Fund

Unrestricted net position of the Marina fund at the end of the year amounted to \$321,102 for fiscal year 2021 compared to \$295,029 for fiscal year 2020.

Marina fund activities increased the City's net position by \$23,122 compared to the prior year's increase of \$28,735. People flocking to the beach has continued to generate record setting parking fees for the City. For fiscal year 2021, the City-owned marina generated \$22,448 in net operating income from \$78,950 in parking fees plus marina slip rental revenue. During fiscal year 2021, the Marina Fund transferred a reimbursement of \$40,100 to the General Fund to cover the costs of managing and operating the marina, which represents the entire budgeted amount for the annual reimbursement.

**CITY OF BELLEAIR BEACH, FLORIDA
MANAGEMENT'S DISCUSSION AND ANALYSIS
SEPTEMBER 30, 2021
(Continued)**

Stormwater Fund

Through an Ordinance approved on July 6, 2020, a stormwater utility fee was created to help pay for the costs of addressing stormwater issues within the City. Beginning in fiscal year 2021, the City established the new fund, the Stormwater Fund. Property owners within the City are assessed a stormwater fee on their monthly bills from Pinellas County Utilities to help cover the cost of these improvements.

In its first year of operation, the Stormwater fund was the recipient of a transfer of \$1,552,557 in stormwater infrastructure that had previously been accounted for in the Capital Projects fund prior to the establishment of the Stormwater fund. An allocation of 15% of the Public Works' department personnel service costs is reported in this fund.

CAPITAL ASSET AND DEBT ADMINISTRATION

Capital Assets

The City's investment in capital assets for its governmental and business-type activities as of September 30, 2021 amounts to \$10,584,545 (net of accumulated depreciation and related debt). This investment in capital assets includes land, buildings, improvements other than building, equipment, infrastructure, marina docks and security fence, and stormwater system. The net decrease of the City's capital assets including transfers for the current fiscal year was \$1,119,293 for governmental activities and an increase of \$1,695,050 for the business-type activities.

During fiscal year 2021, the City invested in a new sign outside City Hall, iPads for the Commissioners, undergrounding utilities, beautification of Gulf Boulevard, tennis court resurfacing and fencing, beach walkovers, stormwater drainage system and valley curbs, and various equipment.

**CITY OF BELLEAIR BEACH, FLORIDA
MANAGEMENT'S DISCUSSION AND ANALYSIS
SEPTEMBER 30, 2021
(Continued)**

**SUMMARY OF CAPITAL ASSETS
AS OF SEPTEMBER 30, 2021**

	Governmental Activities	Business-Type Activities	Total
Land	\$ 1,426,738	\$ -	\$ 1,426,738
Buildings	4,207,506	-	4,207,506
Improvements other than buildings	6,880,062	2,450,781	9,330,843
Equipment	1,319,963	-	1,319,963
Accumulated depreciation	(3,030,547)	(719,058)	(3,749,605)
Total	\$ 10,803,722	\$ 1,731,723	\$ 12,535,445

Additional information on the City's capital assets can be found in Note 5 on pages 44-45 of this report.

Long-Term Debt

Governmental Activities

Construction of the City's City Hall and Community Center was completed in November 2009 at a cost of \$3.927 million. Funding sources consisted of a \$3 million bank loan, infrastructure sales tax (Penny for Pinellas) and contributions from the General Fund. The interest rate is a variable rate that is currently at 4.52121% annually and is payable quarterly effective October 2006. The loan principal balance as of September 30, 2021 is \$640,000 after adjusting the beginning balance with a reduction of \$40,000. The Capital Projects Fund makes the debt payments for principal and interest on this loan.

During fiscal year 2018, the City issued revenue bonds, series 2014A, 2014B, and 2014C to fund the cost of underground utilities in the Bellevue Estates Island neighborhood. A special non-ad valorem assessment has been imposed on the impacted residents and this revenue is pledged for the bond payments. The special assessment will be assessed on the households each year for 20 years, beginning with 2018. The loan principal balance as of September 30, 2021 is \$1,273,055. The Capital Projects Fund makes the debt payments for principal and interest on these bonds.

The balances of the loan and revenue bonds are currently reported on the Statement of Net Position under governmental activities.

The long-term portion of compensated absences in the amount of \$72,657 is also reported on the Statement of Net Position as a non-current liability.

**CITY OF BELLEAIR BEACH, FLORIDA
MANAGEMENT'S DISCUSSION AND ANALYSIS
SEPTEMBER 30, 2021
(Continued)**

Business-Type Activities

On September 25, 2020 the issuance of a new Stormwater Utility System Revenue Note, Series 2020, was validated by the Circuit Court of Pinellas County to be issued in the amount of \$45,000 through South State Bank. The proceeds will be used to finance the up-front costs of the stormwater system enhancements. The term of the note is 3 years at an interest rate of 3.75% payable quarterly. The loan principal balance as of September 30, 2021 is \$37,845.

Additional information on the City's long-term debt activity can be found in Note 9 on pages 46-49 of this report.

ECONOMIC FACTORS AND NEXT YEAR'S BUDGET

The State of Florida, by constitution, does not have a state personal income tax and therefore the State operates primarily using sales, gasoline and corporate income taxes. Local governments (cities, counties and school boards) primarily rely on property taxes and a limited array of other taxes (sales, gasoline, utility services, etc.) and fees (franchise, etc.) for their governmental activities. There are a limited number of state-shared revenues and recurring and nonrecurring grants from the State, federal government and other grantor agencies. The level of taxes, fees, and charges for service determined by the Florida legislature will have a bearing on the amount of funding the City receives annually.

- The unemployment rate for Pinellas County at September 30, 2021 was 3.9% which was lower than the 2020 rate of 5.7%. This demonstrates that although there is still an impact on employment from the COVID-19 pandemic within the surrounding areas, the economy is hopefully starting to recover.
- Inflationary trends in the region compare favorably to the national trends and property values are on the rise in the City of Belleair Beach, which is entirely a residential community.
- Amendment I, approved by voters in January 2008 had a negative impact on Ad Valorem Tax revenues. Amendment I created an additional Homestead tax exemption of \$25,000 doubling regular homestead tax exemption to \$50,000, allowed "portability of save our homes cap" and eliminated some tangible personal property from the tax rolls.
- All of the above-mentioned factors were considered in preparing the City of Belleair Beach's budget for the 2021-2022 fiscal year

REQUESTS FOR INFORMATION

This financial report is designed to present users with a general overview of the City's finances to all those interested in the government's finances. Questions concerning any of the information provided in this report or request for additional financial information should be addressed to the City's Finance Officer at 444 Causeway Blvd., Belleair Beach, Florida 33786 or email: finance@cityofbelleairbeach.com.

This page intentionally left blank.

BASIC FINANCIAL STATEMENTS

CITY OF BELLEAIR BEACH, FLORIDA
STATEMENT OF NET POSITION
SEPTEMBER 30, 2021

	Primary Government		
	Governmental Activities	Business-type Activities	Total
ASSETS			
Current Assets:			
Cash and cash equivalents	\$ 1,753,820	\$ 361,271	\$ 2,115,091
Investments	3,110,944	-	3,110,944
Receivables, net	216,903	25,455	242,358
Due from other governments	5,198	-	5,198
Prepaid items	27,430	2,160	29,590
Restricted cash	401,434	-	401,434
Total current assets	<u>5,515,729</u>	<u>388,886</u>	<u>5,904,615</u>
Non-Current Assets:			
Capital assets			
Non-depreciable	1,426,738	-	1,426,738
Depreciable	9,376,984	1,731,723	11,108,707
Total non-current assets	<u>10,803,722</u>	<u>1,731,723</u>	<u>12,535,445</u>
Total Assets	<u>\$ 16,319,451</u>	<u>\$ 2,120,609</u>	<u>\$ 18,440,060</u>
LIABILITIES			
Current Liabilities:			
Accounts payable	\$ 83,639	\$ 5,966	\$ 89,605
Accrued liabilities	7,327	-	7,327
Accrued interest	19,846	-	19,846
Unearned revenue	401,584	3,240	404,824
Compensated absences	498	-	498
Notes payable	160,000	-	160,000
Revenue bonds payable	54,603	14,716	69,319
Total current liabilities	<u>727,497</u>	<u>23,922</u>	<u>751,419</u>
Noncurrent Liabilities			
Compensated absences	72,657	-	72,657
Notes payable	480,000	-	480,000
Revenue bonds payable	1,218,452	23,129	1,241,581
Total noncurrent liabilities	<u>1,771,109</u>	<u>23,129</u>	<u>1,794,238</u>
Total Liabilities	<u>2,498,606</u>	<u>47,051</u>	<u>2,545,657</u>
NET POSITION			
Net investment in capital assets	8,890,667	1,693,878	10,584,545
Unrestricted	4,930,178	379,680	5,309,858
Total Net Position	<u>13,820,845</u>	<u>2,073,558</u>	<u>15,894,403</u>
Total Liabilities and Net Position	<u>\$ 16,319,451</u>	<u>\$ 2,120,609</u>	<u>\$ 18,440,060</u>

The accompanying notes are an integral
part of these financial statements.

**CITY OF BELLEAIR BEACH, FLORIDA
STATEMENT OF ACTIVITIES
YEAR ENDED SEPTEMBER 30, 2021**

	Program Revenues			Net (Expense) Revenue and Changes in Net Position		Total
	Expenses	Charges for Services	Operating Grants and Contributions	Primary Government		
				Governmental Activities	Business-Type Activities	
Functions:						
Governmental:						
General government	\$ 743,107	\$ 99,657	\$ 111,958	\$ (531,492)	\$ -	\$ (531,492)
Public safety	535,629	28,759	-	(506,870)	-	(506,870)
Physical Environment	882,166	725,764	18,874	(137,528)	-	(137,528)
Culture and recreation	54,879	2,015	-	(52,864)	-	(52,864)
Debt service interest	94,305	-	-	(94,305)	-	(94,305)
Total governmental activities	<u>2,310,086</u>	<u>856,195</u>	<u>130,832</u>	<u>(1,323,059)</u>	<u>-</u>	<u>(1,323,059)</u>
Business-type:						
Marina	56,502	78,950	-	-	22,448	22,448
Stormwater	169,446	167,379	-	-	(2,067)	(2,067)
Total business-type activities	<u>225,948</u>	<u>246,329</u>	<u>-</u>	<u>-</u>	<u>20,381</u>	<u>20,381</u>
Total primary government	<u>\$ 2,536,034</u>	<u>\$ 1,102,524</u>	<u>\$ 130,832</u>	<u>\$ (1,323,059)</u>	<u>\$ 20,381</u>	<u>\$ (1,302,678)</u>
General Revenues:						
Property taxes				1,170,878	-	1,170,878
Franchise taxes				187,045	-	187,045
Utility service taxes				294,614	-	294,614
Intergovernmental, unrestricted						
State revenue sharing				45,588	-	45,588
Half-cent sales tax				115,550	-	115,550
Local option gas tax				20,878	-	20,878
Local option sales tax				194,706	-	194,706
Communication tax				52,474	-	52,474
Unrestricted investment earnings				6,669	674	7,343
Miscellaneous				7,459	-	7,459
Total general revenues				<u>2,095,861</u>	<u>674</u>	<u>2,096,535</u>
Transfers				<u>(1,720,801)</u>	<u>1,720,801</u>	<u>-</u>
Change in net position				<u>(947,999)</u>	<u>1,741,856</u>	<u>793,857</u>
Net position at beginning of year				<u>14,768,844</u>	<u>331,702</u>	<u>15,100,546</u>
Net position at end of year				<u>\$ 13,820,845</u>	<u>\$ 2,073,558</u>	<u>\$ 15,894,403</u>

The accompanying notes are an integral
part of these financial statements.

CITY OF BELLEAIR BEACH, FLORIDA
BALANCE SHEET - GOVERNMENTAL FUNDS
SEPTEMBER 30, 2021

	General	Capital Projects	Total Governmental Funds
ASSETS			
Cash and cash equivalents	\$ 1,236,946	\$ 516,874	\$ 1,753,820
Investments	2,994,617	116,327	3,110,944
Receivables, net	186,209	30,694	216,903
Due from other governments	5,198	-	5,198
Prepaid items	27,430	-	27,430
Restricted cash	401,434	-	401,434
Total Assets	\$ 4,851,834	\$ 663,895	\$ 5,515,729
LIABILITIES			
Accounts payable	\$ 83,639	\$ -	\$ 83,639
Accrued liabilities	7,327	-	7,327
Unearned revenue	401,584	-	401,584
Total Liabilities	492,550	-	492,550
FUND BALANCES			
Non-spendable			
Prepaid items	27,430	-	27,430
Committed			
Capital projects	-	663,895	663,895
Assigned			
Contingencies	1,090,250	-	1,090,250
Unassigned	3,241,604	-	3,241,604
Total Fund Balances	4,359,284	663,895	5,023,179
Total Liabilities and Fund Balances	\$ 4,851,834	\$ 663,895	\$ 5,515,729

The accompanying notes are an integral
part of these financial statements.

**CITY OF BELLEAIR BEACH, FLORIDA
RECONCILIATION OF THE BALANCE SHEET TO THE
STATEMENT OF NET POSITION - GOVERNMENTAL FUNDS
SEPTEMBER 30, 2021**

Fund Balances - Total Governmental Funds \$ 5,023,179

Amounts reported for *governmental activities* in the statement of net position are different because:

Capital assets used in governmental activities are not financial resources and therefore are not reported in the governmental funds.

Governmental non-depreciable assets	1,426,738	
Governmental depreciable assets	12,407,531	
Less accumulated depreciation	<u>(3,030,547)</u>	10,803,722

Long-term liabilities are not due and payable in the current period and therefore are not reported as liabilities in the governmental funds.

Notes payable	(640,000)	
Revenue bonds payable	(1,273,055)	
Accrued interest	(19,846)	
Compensated absences	<u>(73,155)</u>	<u>(2,006,056)</u>

Total Net Position - Governmental Activities \$ 13,820,845

CITY OF BELLEAIR BEACH, FLORIDA
STATEMENT OF REVENUES, EXPENDITURES, AND CHANGES
IN FUND BALANCES - GOVERNMENTAL FUNDS
YEAR ENDED SEPTEMBER 30, 2021

	General	Capital Projects	Total Governmental Funds
Revenues:			
Taxes:			
Ad valorem	\$ 1,170,878	\$ -	\$ 1,170,878
Franchise	187,045	-	187,045
Utility	294,614	-	294,614
Intergovernmental	303,364	256,664	560,028
Assessments	-	119,454	119,454
Charges for services	539,653	-	539,653
Fines	17,312	-	17,312
Licenses and permits	179,776	-	179,776
Interest on investments	5,517	1,152	6,669
Miscellaneous	10,089	-	10,089
Total revenues	<u>2,708,248</u>	<u>377,270</u>	<u>3,085,518</u>
Expenditures:			
Current			
General government	624,472	-	624,472
Public safety	533,885	-	533,885
Physical environment	620,913	1,009	621,922
Culture and recreation	8,889	-	8,889
Capital outlay	142,589	415,379	557,968
Debt service			
Principal	-	572,429	572,429
Interest	-	97,274	97,274
Total expenditures	<u>1,930,748</u>	<u>1,086,091</u>	<u>3,016,839</u>
Excess (deficiency) of revenues over (under) expenditures	<u>777,500</u>	<u>(708,821)</u>	<u>68,679</u>
Other Financing			
Sources (Uses):			
Proceeds from sale of capital assets	4,700	-	4,700
Transfers in	-	550,000	550,000
Transfers out	(590,000)	(432,500)	(1,022,500)
Total other financing sources (uses)	<u>(585,300)</u>	<u>117,500</u>	<u>(467,800)</u>
Net change in fund balances	<u>192,200</u>	<u>(591,321)</u>	<u>(399,121)</u>
Fund Balances:			
Beginning of year, as previously reported	4,167,084	1,295,216	5,462,300
Prior period adjustment	-	(40,000)	(40,000)
Beginning of year, as adjusted	<u>4,167,084</u>	<u>1,255,216</u>	<u>5,422,300</u>
End of year	<u>\$ 4,359,284</u>	<u>\$ 663,895</u>	<u>\$ 5,023,179</u>

The accompanying notes are an integral
part of these financial statements.

**CITY OF BELLEAIR BEACH, FLORIDA
RECONCILIATION OF THE STATEMENT OF REVENUES, EXPENDITURES,
AND CHANGES IN FUND BALANCES TO THE
STATEMENT OF ACTIVITIES - GOVERNMENTAL FUNDS
YEAR ENDED SEPTEMBER 30, 2021**

Net change in fund balances - governmental funds \$ (399,121)

Amounts reported for *governmental activities* in the statement of activities are different because:

Governmental funds report capital outlay as expenditures. However, in the statement of activities, the cost of those assets is depreciated over their estimated lives. The net effect of various miscellaneous transactions involving capital assets, including disposal, which decrease net position, are not reported in the governmental funds.

Expenditures for capital assets	557,968	
Transfer of capital assets to stormwater fund	(1,248,301)	
Disposal of capital assets	(7,330)	
Depreciation Expense	(421,630)	(1,119,293)

Long-term liabilities are not due and payable in the current period and therefore are not reported in the governmental funds.

Debt principal payments	572,429	
Change in accrued interest	2,969	575,398

Some expenses reported in the statement of activities do not require the use of current financial resources and therefore are not reported as expenditures in governmental funds.

Change in long-term compensated absences		(4,983)
--	--	---------

Change in Net Position - Governmental Activities \$ (947,999)

CITY OF BELLEAIR BEACH, FLORIDA
STATEMENT OF REVENUES, EXPENDITURES, AND CHANGES IN
FUND BALANCE - BUDGET AND ACTUAL - GENERAL FUND
YEAR ENDED SEPTEMBER 30, 2021

	<u>Original Budget</u>	<u>Final Budget</u>	<u>Actual</u>	Variance with Final Budget - Positive (Negative)
Revenues:				
Taxes:				
Ad valorem	\$ 1,164,305	\$ 1,164,305	\$ 1,170,878	\$ 6,573
Franchise	159,000	159,000	187,045	28,045
Utility	242,000	242,000	294,614	52,614
Intergovernmental	250,160	250,160	303,364	53,204
Charges for services	441,065	441,065	539,653	98,588
Fines	10,000	10,000	17,312	7,312
Licenses and permits	75,500	75,500	179,776	104,276
Interest on investments	30,000	30,000	5,517	(24,483)
Miscellaneous	5,175	5,175	10,089	4,914
Total revenues	<u>2,377,205</u>	<u>2,377,205</u>	<u>2,708,248</u>	<u>331,043</u>
Expenditures:				
Current				
General government	679,230	679,230	624,472	54,758
Public safety	544,003	544,003	533,885	10,118
Physical environment	646,466	654,466	620,913	33,553
Culture and recreation	14,700	14,700	8,889	5,811
Capital outlay	121,500	121,500	142,589	(21,089)
Total expenditures	<u>2,005,899</u>	<u>2,013,899</u>	<u>1,930,748</u>	<u>83,151</u>
Excess of revenues over expenditures	<u>371,306</u>	<u>363,306</u>	<u>777,500</u>	<u>414,194</u>
Other Financing Sources (Uses):				
Proceeds from sale of capital assets	-	-	4,700	4,700
Transfers out	<u>(706,726)</u>	<u>(706,726)</u>	<u>(590,000)</u>	<u>116,726</u>
Total other financing uses	<u>(706,726)</u>	<u>(706,726)</u>	<u>(585,300)</u>	<u>121,426</u>
Appropriation of Fund Balance	<u>350,670</u>	<u>350,670</u>	<u>-</u>	<u>(350,670)</u>
Net change in fund balance	<u>\$ 15,250</u>	<u>\$ 7,250</u>	192,200	<u>\$ 184,950</u>
Fund Balance:				
Beginning of year			<u>4,167,084</u>	
End of year			<u>\$ 4,359,284</u>	

The accompanying notes are an integral
part of these financial statements.

CITY OF BELLEAIR BEACH, FLORIDA
STATEMENT OF NET POSITION - PROPRIETARY FUNDS
SEPTEMBER 30, 2021

	Stormwater Fund	Marina Fund	Total Proprietary Funds
ASSETS			
Current Assets:			
Cash and cash equivalents	\$ 33,860	\$ 327,411	\$ 361,271
Receivables, net	25,162	293	25,455
Prepaid expenses	-	2,160	2,160
Total current assets	<u>59,022</u>	<u>329,864</u>	<u>388,886</u>
Non-Current Assets:			
Capital assets, net			
Improvements other than building	1,698,001	33,722	1,731,723
Total Assets	<u>\$ 1,757,023</u>	<u>\$ 363,586</u>	<u>\$ 2,120,609</u>
LIABILITIES			
Current Liabilities:			
Accounts payable	\$ 444	\$ 5,522	\$ 5,966
Deferred revenue	-	3,240	3,240
Notes payable	14,716	-	14,716
Total current liabilities	<u>15,160</u>	<u>8,762</u>	<u>23,922</u>
Non-Current Liabilities:			
Notes payable	23,129	-	23,129
Total Liabilities	<u>38,289</u>	<u>8,762</u>	<u>47,051</u>
NET POSITION			
Net investment in capital assets	1,660,156	33,722	1,693,878
Unrestricted	58,578	321,102	379,680
Total net position	<u>1,718,734</u>	<u>354,824</u>	<u>2,073,558</u>
Total Liabilities and Net Position	<u>\$ 1,757,023</u>	<u>\$ 363,586</u>	<u>\$ 2,120,609</u>

The accompanying notes are an integral
part of these financial statements.

CITY OF BELLEAIR BEACH, FLORIDA
STATEMENT OF REVENUES, EXPENSES AND CHANGES
IN NET POSITION - PROPRIETARY FUNDS
YEAR ENDED SEPTEMBER 30, 2021

	Stormwater Fund	Marina Fund	Proprietary Funds
	<u> </u>	<u> </u>	<u> </u>
Operating Revenue:			
Charges for services			
General Government	\$ -	\$ 78,950	\$ 78,950
Utilities	167,379	-	167,379
Total charges for services	<u>167,379</u>	<u>78,950</u>	<u>246,329</u>
Operating Expenses:			
Personal services	31,200	-	31,200
Contractual services	12,563	-	12,563
Supplies	-	43,999	43,999
Repairs and maintenance	41,031	-	41,031
Office and utilities	-	9,552	9,552
Depreciation	83,842	2,951	86,793
Total operating expenses	<u>168,636</u>	<u>56,502</u>	<u>225,138</u>
Operating income (loss)	<u>(1,257)</u>	<u>22,448</u>	<u>21,191</u>
Non-Operating Revenue (Expenses):			
Investment earnings	-	674	674
Interest expense	(810)	-	(810)
Total non-operating revenue (expenses)	<u>(810)</u>	<u>674</u>	<u>(136)</u>
Income (Loss) Before Transfers	<u>(2,067)</u>	<u>23,122</u>	<u>21,055</u>
Transfers:			
Transfers in	<u>1,720,801</u>	<u>-</u>	<u>1,720,801</u>
Changes in net position	1,718,734	23,122	1,741,856
Net position at beginning of year	<u>-</u>	<u>331,702</u>	<u>331,702</u>
Net position at end of year	<u>\$ 1,718,734</u>	<u>\$ 354,824</u>	<u>\$ 2,073,558</u>

The accompanying notes are an integral part of these financial statements.

CITY OF BELLEAIR BEACH, FLORIDA
STATEMENT OF CASH FLOWS - PROPRIETARY FUNDS
YEAR ENDED SEPTEMBER 30, 2021

	Stormwater Fund	Marina Fund	Total Proprietary Funds
Cash Flows from Operating Activities:			
Receipts from customers and users	\$ 142,217	\$ 78,657	\$ 220,874
Payments for Employees	(31,200)	-	(31,200)
Payments to suppliers and providers	(53,150)	(54,018)	(107,168)
Net cash provided by operating activities	<u>57,867</u>	<u>24,639</u>	<u>82,506</u>
Cash Flows from Non-Capital Financing Activities:			
Transfers in	<u>472,500</u>	<u>-</u>	<u>472,500</u>
Cash Flows from Capital and Related Financing Activities:			
Proceeds from issuance of note payable	45,000	-	45,000
Acquisition and construction of capital assets	(533,542)	-	(533,542)
Principal paid on bonds payable	(7,155)	-	(7,155)
Interest paid on long-term debt	(810)	-	(810)
Net cash used in capital and related financing activities	<u>(496,507)</u>	<u>-</u>	<u>(496,507)</u>
Cash Flows from Investing Activities:			
Interest income	<u>-</u>	<u>674</u>	<u>674</u>
Net Change in Cash and Cash Equivalents	33,860	25,313	59,173
Cash and Cash Equivalents - Beginning of the Year	<u>-</u>	<u>302,098</u>	<u>302,098</u>
Cash and Cash Equivalents - End of the Year	<u><u>\$ 33,860</u></u>	<u><u>\$ 327,411</u></u>	<u><u>\$ 361,271</u></u>

The accompanying notes are an integral
part of these financial statements.

CITY OF BELLEAIR BEACH, FLORIDA
STATEMENT OF CASH FLOWS - PROPRIETARY FUNDS
YEAR ENDED SEPTEMBER 30, 2021
(Continued)

	Stormwater Fund	Marina Fund	Total Proprietary Funds
	<u> </u>	<u> </u>	<u> </u>
Reconciliation of Operating Income (Loss) to Net Cash Provided by Operating Activities:			
Operating income (loss)	\$ (1,257)	\$ 22,448	\$ 21,191
Adjustments to reconcile operating income (loss) to net cash provided by operating activities -			
Depreciation	83,842	2,951	86,793
Changes in operating assets and liabilities:			
Receivables	(25,162)	(293)	(25,455)
Prepays expenses	-	(191)	(191)
Accounts payable	444	259	703
Customer deposits	-	47	47
Unearned revenue	-	(582)	(582)
Total adjustments	<u>59,124</u>	<u>2,191</u>	<u>61,315</u>
Net Cash Provided By Operating Activities	<u>\$ 57,867</u>	<u>\$ 24,639</u>	<u>\$ 82,506</u>

The accompanying notes are an integral
part of these financial statements.

This page intentionally left blank.

CITY OF BELLEAIR BEACH, FLORIDA
NOTES TO FINANCIAL STATEMENTS
SEPTEMBER 30, 2021

NOTE 1 - SUMMARY OF SIGNIFICANT ACCOUNTING POLICIES

The City of Belleair Beach (City) maintains its accounting records in accordance with generally accepted accounting principles (GAAP) as applied to government units. The Governmental Accounting Standards Board (GASB) is the accepted standard-setting body for establishing governmental accounting and financial reporting principles. The more significant of the City's accounting policies are described below.

A. Reporting Entity

The City is a political subdivision of the State of Florida, located in Pinellas County in the west central portion of the State. The City was incorporated in 1950. The original Charter was revised in 1959. This revised Charter was recorded on May 18, 1959, in the Municipal Charter Book IV. The Charter was revised in 1968 and again in 2004. The amended Charter (effective as of March 10, 2004) adopted the council-manager form of government. The City is approximately .484 square miles in area. The City is a full-service municipality providing its citizens with a full complement of municipal services. In addition, the City owns and operates an enterprise activity for the marina.

In evaluating how to define the City of Belleair Beach, Florida (the primary government), for financial reporting purposes, management has considered all potential component units. The decision to include a potential component unit in the reporting entity was made by applying the criteria set forth in GASB Statement No. 14.

This governmental accounting standard requires that this financial statement present the City of Belleair Beach (the primary government) and its component unit. Component units generally are legally separate entities for which a primary government is financially accountable. Financial accountability ordinarily involves meeting both of the following criteria: the primary government is accountable for the potential component unit (i.e., the primary government appoints the voting majority of its board) and the primary government is able to impose its will upon the potential component unit, or there is a possibility that the potential component unit may provide specific financial benefits or impose specific financial burdens on the primary government.

The City has no component units as of September 30, 2021.

B. Government-Wide and Fund Financial Statements

The City has adopted the provisions of GASB Statement No. 34, "Basic Financial Statements and Management Discussion and Analysis for State and Local Governments." The government-wide financial statements (i.e., the statement of net position and the statement of changes in net position) report information on all of the activities of the primary government. For the most part, the effect of interfund activity has been removed from these statements. *Governmental activities*, which normally are supported by taxes and intergovernmental revenues, are reported separately from *business-type activities*, which rely to a significant extent on fees and charges for support.

CITY OF BELLEAIR BEACH, FLORIDA
NOTES TO FINANCIAL STATEMENTS
SEPTEMBER 30, 2021

NOTE 1 - SUMMARY OF SIGNIFICANT ACCOUNTING POLICIES (Continued)

B. Government-Wide and Fund Financial Statements (continued)

The statement of activities demonstrates the degree to which the direct expenses of a given function or segment are offset by program revenues. Direct expenses are those that are clearly identifiable with a specific function or segment. Program revenues include 1) charges to customers or applicants who purchase, use, or directly benefit from goods, services, or privileges provided by a given function or segment and 2) grants and contributions that are restricted to meeting the operational or capital requirements of a particular function or segment. Taxes and other items not properly included among program revenues are reported instead as general revenues.

Separate financial statements are provided for governmental funds and proprietary funds. Major individual governmental funds and the individual enterprise fund are reported as separate columns in the fund financial statements.

Since the governmental fund financial statements are presented on a different measurement focus and basis of accounting than the government-wide statements, governmental activities column, a reconciliation is presented on the same page or the page following each statement, which briefly explains the adjustments necessary to reconcile the fund based financial statements to the governmental activities column of the government-wide presentation.

C. Measurement Focus and Basis of Accounting

The government-wide financial statements are reported using the economic resources measurement focus and the accrual basis of accounting, as are the proprietary fund financial statements. Revenues are recorded when earned and expenses are recorded when a liability is incurred, regardless of the timing of related cash flows. Property taxes are recognized as revenues in the year for which they are levied. Grants and similar items are recognized as revenue as soon as all eligibility requirements imposed by the provider have been met.

Governmental fund financial statements are reported using the current financial resources measurement focus and the modified accrual basis of accounting. Revenues are recognized as soon as they are both measurable and available. Revenues are considered to be available when they are collectible within the current period or soon enough thereafter to pay liabilities of the current period. For this purpose, the government considers revenues to be available if they are collected within 60 days of the end of the current fiscal period. Expenditures generally are recorded when a liability is incurred, as under accrual accounting. However, debt service expenditures, as well as expenditures related to compensated absences and claims and judgments, are recorded only when payment is due.

Franchise taxes, licenses, and interest associated with the current fiscal period are all considered to be susceptible to accrual and so have been recognized as revenues of the current fiscal period. All other revenue items are considered to be measurable and available only when cash is received by the City.

CITY OF BELLEAIR BEACH, FLORIDA
NOTES TO FINANCIAL STATEMENTS
SEPTEMBER 30, 2021

NOTE 1 - SUMMARY OF SIGNIFICANT ACCOUNTING POLICIES (Continued)

C. Measurement Focus and Basis of Accounting (Continued)

The City reports the following major funds:

The General Fund is the government's primary operating fund. It accounts for all financial resources of the general government, except those required to be accounted for in another fund.

The Capital Projects Fund which is a governmental fund that accumulates resources for the construction of capital projects.

The Marina Fund accounts for the assets, operations and maintenance of the City-owned marina.

The Stormwater Fund accounts for the assets, operations and maintenance of the City-owned Stormwater operations.

Private-sector standards of accounting and financial reporting are followed in both the government-wide and proprietary fund financial statements to the extent that those standards do not conflict with or contradict guidance of the Governmental Accounting Standards Board.

As a general rule the effect of interfund activity has been eliminated from the government-wide financial statements. Exceptions to this general rule are payments-in-lieu of taxes and other charges between the government's water and sewer function and various other functions of the government. Elimination of these charges would distort the direct cost and program revenues reported for the various functions concerned.

Amounts reported as *program* revenues include 1) charges to customers or applicants for goods, services, or privileges provided, 2) operating grants and contributions, and 3) capital grants and contributions, including special assessments. Internally dedicated resources are reported as *general revenues* rather than as program revenues. Likewise, general revenues include all taxes.

Proprietary funds distinguish *operating* revenues and expenses from nonoperating items. Operating revenues and expenses generally result from providing services and producing and delivering goods in connection with a proprietary funds' principal ongoing operations. The principal operating revenues of the Marina Enterprise Fund are charges to customers for sales and services. The principal operating revenues of the Stormwater Enterprise Fund are assessments collected from the County. Operating expenses for enterprise funds include the cost of sales and services, administrative expenses, and depreciation on capital assets. All revenues and expenses not meeting this definition are reported as nonoperating revenues and expenses.

When both restricted and unrestricted resources are available for use, it is the City's policy to use restricted resources first, then unrestricted resources as they are needed.

CITY OF BELLEAIR BEACH, FLORIDA
NOTES TO FINANCIAL STATEMENTS
SEPTEMBER 30, 2021

NOTE 1 - SUMMARY OF SIGNIFICANT ACCOUNTING POLICIES (Continued)

E. Assets, Liabilities, and Net Position or Fund Balances

Cash and Cash Equivalents

The City's cash and cash equivalents are considered to be cash on hand, demand deposits, and short-term investments with original maturities of twelve months or less from the date of acquisition.

Deposits and Investments

The City's cash and cash equivalents are considered to be cash on hand, demand deposits, and short-term investments with original maturities of twelve months or less from the date of acquisition.

The City's investment policy is to maintain funds in investments which yield the highest possible efficiency and return within the limitations established by Florida Statutes, Chapter 166.261. Provisions of those statutes authorize the City to invest in:

- a) Florida State Board of Administration Local Government Pooled Investment Fund.
- b) Bonds, notes or other obligations of the United States or for which the credit of the United States is pledged for the payment thereof.
- c) Interest-bearing time deposits, savings accounts or collective investment funds in banks or savings and loan associations organized under the laws of the United States.
- d) Obligations of the federal farm credit banks and the Federal Home Loan Mortgage Corporation.
- e) Obligations of the Federal National Mortgage Association and the Government National Mortgage Association

Investments in fixed income securities are stated at fair value. Fair value is the amount at which an investment could be exchanged in a current transaction between willing parties, other than in a forced or liquidation sale.

**CITY OF BELLEAIR BEACH, FLORIDA
NOTES TO FINANCIAL STATEMENTS
SEPTEMBER 30, 2021
CITY OF BELLEAIR BEACH, FLORIDA
NOTES TO FINANCIAL STATEMENTS
SEPTEMBER 30, 2021**

NOTE 1 - SUMMARY OF SIGNIFICANT ACCOUNTING POLICIES (Continued)

E. Assets, Deferred Outflows, Liabilities, Deferred Inflows, and Net Position or Fund Balances
(Continued)

Receivables and Payables

Activity between funds that are representative of lending/borrowing arrangements outstanding at the end of the fiscal year are referred to as either “due to/from other funds” (i.e., the current portion of interfund loans) or “advances to/from other funds” (i.e., the non-current portion of interfund loans). All other outstanding balances between funds are reported as “due to/from other funds.” Any residual balances outstanding between the governmental activities and business-type activities are reported in the government-wide financial statements as “internal balances.”

All tax, accounts and intergovernmental receivables are shown net of an allowance for uncollectibles. Trade accounts receivables in excess of 180 days, if any, compromise the trade accounts receivable allowance for uncollectible including those for the Enterprise Funds.

Property Taxes - Under Florida law, the assessment of all properties and the collection of all county, municipal and school board property taxes are consolidated in the offices of the County Property Appraiser and County Tax Collector.

The tax levy of the City is established by the City Council prior to October 1 of each year and the Pinellas County Property Appraiser incorporates the City’s millages into the total tax levy, which includes the Pinellas County School Board tax requirements. The City is permitted by state law to levy taxes up to ten mills of assessed valuation, exclusive of taxes levied for the payment of bonds. The millage rate assessed by the City was 2.0394.

All property is reassessed according to its fair market value January 1 of each year. Each assessment roll is submitted to the Executive Director of the State Department of Revenue for review to determine if the rolls meet all of the appropriate requirements of State statutes.

All taxes are due and payable on November 1 of each year or as soon thereafter as the assessment roll is certified and delivered to the Tax Collector. All unpaid taxes become delinquent on April 1 following the year in which they are assessed. Discounts are allowed for early payment at the rate of 4% in the month of November, 3% in the month of December, 2% in the month of January and 1% in the month of February. The taxes paid in March are without discount.

CITY OF BELLEAIR BEACH, FLORIDA
NOTES TO FINANCIAL STATEMENTS
SEPTEMBER 30, 2021

NOTE 1 - SUMMARY OF SIGNIFICANT ACCOUNTING POLICIES (Continued)

E. Assets, Deferred Outflows, Liabilities, Deferred Inflows, and Net Position or Fund Balances
(Continued)

Receivables and Payables (Continued)

Delinquent taxes on real property bear interest at 18% per year. On or prior to June 1 following the tax year, certificates are sold for all delinquent taxes on property. After sale, tax certificates bear interest at 18% per year or at any lower rate bid by the buyer. Application for a tax deed on any unredeemed tax certificates may be made by the certificate holder after a period of two years.

Delinquent taxes on personal property bear interest at 18% per year until the tax is satisfied either by seizure and sale of the property or by the five-year statute of limitations.

Because of the Pinellas County Tax Collector's Office efficient system for selling tax certificates and remitting the proceeds to the City any delinquent or uncollected property taxes at year end are immaterial. The City's tax calendar is as follows:

Valuation Date:	January 1
Levy Date:	November 1
Due Date:	March 31, succeeding year
Lien Date:	April 1, succeeding year

Capital Assets

Capital assets, which include property, plant, equipment, and infrastructure assets (e.g., roads, bridges, sidewalks, and similar items), are reported in the applicable governmental or business-type activities columns in the government-wide financial statements. Capital assets are defined by the government as assets with an initial, individual cost of more than \$1,000 and an estimated useful life in excess of one year. Such assets are recorded at historical cost or estimated historical cost if purchased or constructed. Donated capital assets are recorded at the date of acquisition.

Donated capital assets, donated works of art and similar items, and capital assets received in a service concession arrangement should be reported at acquisition value rather than fair value.

The cost of normal maintenance and repairs that do not add to the value of the asset or materially extend assets lives are not capitalized.

**CITY OF BELLEAIR BEACH, FLORIDA
NOTES TO FINANCIAL STATEMENTS
SEPTEMBER 30, 2021**

NOTE 1 - SUMMARY OF SIGNIFICANT ACCOUNTING POLICIES (Continued)

E. Assets, Deferred Outflows, Liabilities, Deferred Inflows, and Net Position or Fund Balances
(Continued)

Capital Assets (Continued)

Major outlays for capital assets and improvements are capitalized as projects are constructed. Interest incurred, if any, during the construction phase of capital assets of business- type activities is included as part of the capitalized value of the assets constructed.

Property, plant, and equipment of the primary government, as well as the component units, is depreciated using the straight-line method over the following estimated useful lives.

	Years
Buildings	45-55
Building improvements	20-30
Infrastructure	45-55
Machinery and equipment	5-15

Deferred Outflows and Inflows of Resources

The City has implemented the provisions of GASB Statement Nos. 63 and 65. Statement No. 63, *Financial Reporting of Deferred Outflows of Resources, Deferred Inflows of Resources, and Net Position*, provides financial reporting guidance for deferred outflows and inflows of resources, originally introduced and defined in GASB Concepts Statement No. 4, *Elements of Financial Statements*, as an acquisition or consumption, respectively, of net assets applicable to a future reporting period. Further, Concepts Statement No. 4 also identifies net position as the residual of all other elements presented in a statement of financial position. Statement No. 65, *Items Previously Reported As Assets and Liabilities*, reclassifies and recognizes certain items that were formerly reported as assets and liabilities as one of the four financial statement elements, (1) deferred outflows of resources, (2) outflows of resources, (3) deferred inflows of resources, and (4) inflows of resources. Concepts Statement No. 4 requires that deferred outflows and deferred inflows be recognized only in those instances specifically identified in GASB pronouncements. Statement No. 65 provides that guidance.

The City reports increases and decreases in net position that relate to future periods as deferred inflows of resources and deferred outflows of resources, respectively, in a separate section of the statement of net position.

As of September 30, 2021, the City did not report any deferred inflows or deferred outflows of resources.

**CITY OF BELLEAIR BEACH, FLORIDA
NOTES TO FINANCIAL STATEMENTS
SEPTEMBER 30, 2021**

NOTE 1 - SUMMARY OF SIGNIFICANT ACCOUNTING POLICIES (Continued)

E. Assets, Deferred Outflows, Liabilities, Deferred Inflows, and Net Position or Fund Balances
(Continued)

Compensated Absences

It is the City's policy to permit employees to accumulate earned but unused annual leave and sick pay benefits. Regular and full-time employees earn annual leave and sick leave after three months of employment.

Annual leave is earned based on years of continuous and credible service as follows:

Total Years of Service	Days Per Year
1	5
2 to 4	10
5 to 10	15
10 years and over	20

A maximum amount of annual leave an employee may have to their credit at any time is forty days.

An employee who has served six months or more and who terminates employment with the City is paid for any unused annual leave accumulated to the time of termination up to the maximum. This is provided that a two-week written notice is given.

Sick leave for regular full-time employees is earned at the rate of eight hours for each month of service (at the completion of three months of continuous service) and may be accrued with no maximum. Upon termination, the employee is entitled to a lump-sum payment for accrued unused sick leave (up to a maximum of 720 hours)

**CITY OF BELLEAIR BEACH, FLORIDA
NOTES TO FINANCIAL STATEMENTS
SEPTEMBER 30, 2021**

NOTE 1 - SUMMARY OF SIGNIFICANT ACCOUNTING POLICIES (Continued)

E. Assets, Deferred Outflows, Liabilities, Deferred Inflows, and Net Position or Fund Balances
(Continued)

Compensated Absences (Continued)

Upon termination, providing that the employee has given the department head no less than two weeks prior written notice, the following amount of sick pay leave will be received:

Years of Service	% of Accrued Hours (With Maximum of 720 Hours)
Less than 10 years	25%
10 years or more	100%

Vested or accumulated annual leave and sick leave that is expected to be liquidated with expendable available financial resources is reported as an expenditure and a fund liability of the governmental fund that will pay it. No expenditure is reported for these amounts. Vested or accumulated annual leave and sick leave of the proprietary fund is recorded as an expense and liability of those funds as the benefits accrue to employees.

All annual leave and sick pay is accrued when incurred in the government-wide and proprietary fund financial statements. A liability for these amounts is reported in governmental funds only if they have matured

Unearned Revenue

Unearned revenue recorded in the General Fund represents advanced grant payments and prepaid business registrations that are for the next fiscal year.

Assessments

Assessments recorded in the Capital Projects Fund are to fund the cost of capital improvements and essential services providing a special benefit to real property of certain residents of the City.

Future assessments are recorded as accounts receivable and unearned revenue in the Statement of Net Position.

CITY OF BELLEAIR BEACH, FLORIDA
NOTES TO FINANCIAL STATEMENTS
SEPTEMBER 30, 2021

NOTE 1 - SUMMARY OF SIGNIFICANT ACCOUNTING POLICIES (Continued)

E. Assets, Deferred Outflows, Liabilities, Deferred Inflows, and Net Position or Fund Balances
(Continued)

Non-Current Liabilities

In the government-wide financial statements and proprietary fund types in the fund financial statements, long-term debt and other long-term obligations are reported as liabilities in the applicable governmental activities, business-type activities, or proprietary fund type statement of net position.

Classification of Net Position

The government-wide and business-type fund financial statements utilize a net position presentation. Net position is categorized as net investment in capital assets, restricted and unrestricted.

- Net Investment in Capital Assets - is intended to reflect the portion of net position which is associated with non-liquid, capital assets, net of related debt.
- Restricted Net Position - are liquid assets, generated from revenues and net bond proceeds, which are not accessible for general use because of third-party (statutory, bond covenant or granting agency) limitations.
- Unrestricted Net Position - represents unrestricted liquid assets.

Classification of Fund Balance

GASB Statement No. 54 (GASB 54), *Fund Balance Reporting and Governmental Fund Type Definitions*, establishes fund balance classifications that comprise a hierarchy based primarily on the extent to which a government is bound to observe constraints imposed upon the use of the resources reported in governmental funds. Fund balance classifications, under GASB 54, are comprised of the following:

- Nonspendable - established to report items that are not expected to be converted to cash such as inventory and prepaid items; items not currently in cash form such as the long-term amount of loans and notes receivable as well as property acquired for resale; and items legally or contractually required to be maintained intact such as the corpus (or principal) of a permanent fund.

CITY OF BELLEAIR BEACH, FLORIDA
NOTES TO FINANCIAL STATEMENTS
SEPTEMBER 30, 2021

NOTE 1 - SUMMARY OF SIGNIFICANT ACCOUNTING POLICIES (Continued)

E. Assets, Deferred Outflows, Liabilities, Deferred Inflows, and Net Position or Fund Balances
(Continued)

Classification of Fund Balance (Continued)

- *Restricted* - includes represents the amount that can be spent only for specific purposes stipulated by (a) external resource providers such as creditors (by debt covenants), service/contractual agreement, grantors, contributors, or laws or regulations of other governments; or (b) imposed by law through constitutional provisions or enabling legislation. This may be budgeted and reported in either the General Fund or the Capital Projects Fund. Reserved fund balances indicate those portions of fund balances that are legally segregated for a specific use or not available for appropriation or expenditure.
- *Committed* - includes fund balance amounts that can be used only for the specific purposes that are internally imposed by a formal action (a Resolution) of the government's highest level of decision making authority, the City Council. Commitments may be changed or lifted only by the City taking the same formal action (a Resolution) that imposed the constraint initially. Contractual obligations are included to the extent that existing resources in the fund have been specifically committed for use in satisfying those contractual obligations. Commitment may be made for such purposes as, (a) major maintenance and repair projects; (b) meeting future obligations resulting from a natural disaster; (c) accumulating resources pursuant to stabilization arrangements; (d) establishing reserves for disasters; and/or (e) for setting aside amounts for specific projects.
- *Assigned* - includes amounts intended to be used by the government for specific purposes. The City Council by formal vote (or management designee via Council action) has the authority authorized to assign fund balance to a specific purpose. In governmental funds other than the General Fund, assigned fund balance represents the amount that is not restricted or committed. This indicates that the resources in other governmental funds are, at a minimum, intended to be used for the purpose of that fund.

Assigned may or may not be appropriated for expenditures during the budget process and in the subsequent year depending on the timing of the project/reserve for which it was assigned. This reflects management's (City Manager, Committee or Department Head) intended use of resources and does not need further action by City Council.

Resolution 2008-04 was approved by the City Council to establish a reserved amount with the intention of utilizing these resources for emergencies arising from catastrophic events such as hurricanes or other natural disasters.

**CITY OF BELLEAIR BEACH, FLORIDA
NOTES TO FINANCIAL STATEMENTS
SEPTEMBER 30, 2021**

NOTE 1 - SUMMARY OF SIGNIFICANT ACCOUNTING POLICIES (Continued)

E. Assets, Deferred Outflows, Liabilities, Deferred Inflows, and Net Position or Fund Balances
(Continued)

Classification of Fund Balance (Continued)

- *Unassigned* - includes residual positive fund balance within the General Fund which has not been classified within the other above-mentioned categories. Unassigned fund balance may also include negative balances for any governmental fund if expenditures exceed amounts restricted, committed, or assigned for those specific purposes.

These classifications reflect not only the nature of funds, but also provide clarity to the level of restriction placed upon fund balance. Fund balance can have different levels of restraint, such as external versus internal compliance requirements. Unassigned fund balance is a residual classification with the General Fund. The General Fund should be the only fund that reports a positive unassigned balance. In all other funds, unassigned is limited to negative residual fund balance.

In circumstances when an expenditure is made for a purpose for which amounts are available in multiple fund balance classifications, fund balance is generally depleted in the order of restricted, committed, assigned, and unassigned.

Minimum Level of Unassigned Fund Balance

Unassigned fund balance is the residual classification for the General Fund and represents fund balance that has not been restricted, committed or assigned to specific purposes within the general fund.

If, after the annual audit, prior committed or assigned fund balance causes the unassigned fund balance to fall below 20% of general fund operating expenditures, the City Manager will so advise City Council in order for the necessary action to be taken to restore the unassigned fund balance to at least 20% of General Fund operating expenditures.

The City Manager and Finance Officer will prepare and submit a plan for committed and/or assigned fund balance reduction, expenditure reduction and/or revenue increase to City Council. The City shall take action necessary to restore the unassigned fund balance to acceptable levels within two years.

**CITY OF BELLEAIR BEACH, FLORIDA
NOTES TO FINANCIAL STATEMENTS
SEPTEMBER 30, 2021**

NOTE 1 - SUMMARY OF SIGNIFICANT ACCOUNTING POLICIES (Continued)

F. Estimates

The preparation of financial statements in conformity with accounting principles generally accepted in the United States of America requires management to make estimates and assumptions that affect the reported amounts of assets and liabilities and disclosure of contingent assets and liabilities at the date of the financial statements and the reported amounts of revenues and expenses during the reporting period. Actual results could differ from those estimates.

G. Subsequent Events

Management has evaluated subsequent events through June 27, 2022, which is the date the financial statements were available to be issued.

NOTE 2 - STEWARDSHIP, COMPLIANCE AND ACCOUNTABILITY

Annual budgets are adopted on a basis consistent with generally accepted accounting principles for the general fund and the enterprise fund and are controlled on a fund and department level. On or before May 31 of each year, all departments of the City submit requests for appropriation to the Finance Officer so that a budget may be prepared. The budget is prepared by fund, function and activity, and includes information on the past year, current year estimates and requested appropriations for the next fiscal year. All annual appropriations lapse at fiscal year-end.

The proposed budget is presented by the City Manager to the City Council for review in July. The City Council holds public hearings and may add to, subtract from, or change appropriations, but may not change the form of the budget. Any changes in the budget must be within the revenues and reserves estimated as available by the Finance Officer or the revenue estimates must be changed by an affirmative vote of a majority of the City Council.

Expenditures may not legally exceed budgeted appropriations at the departmental level. During the year there were no supplementary appropriations.

Encumbrance accounting is employed in governmental funds. Encumbrances (e.g., purchase orders, contracts) do not constitute expenditures or liabilities because the commitments will be reappropriated and honored during the subsequent year.

**CITY OF BELLEAIR BEACH, FLORIDA
NOTES TO FINANCIAL STATEMENTS
SEPTEMBER 30, 2021**

NOTE 3 - DEPOSITS AND INVESTMENTS

Deposits:

At year-end the carrying amount of the City’s deposits was \$2,516,525 (\$2,115,091 unrestricted and \$401,434 reported as restricted for use in compliance with terms of grant funding) and the bank balance was \$2,532,862. The bank balance was covered by federal depository insurance and, for the amount in excess of such federal depository insurance, by the State of Florida’s Security for Public Deposits Act. Provisions of the Act require that public deposits may only be made at qualified public depositories. The Act requires each qualified public depository to deposit with the State Treasurer eligible collateral equal to or in excess of the required collateral as determined by the provisions of the Act. In the event of a failure by a qualified public depository, losses in excess of federal depository insurance and proceeds from the sale of the securities pledged by the defaulting depository, are assessed against the other qualified public depositories of the same type as the depository in default.

Fair Value Measurements:

The City categorizes its fair value of investments within the fair value hierarchy established by generally accepted accounting principles pursuant to GASB Statement No. 72, Fair Value Measurement and Application. The hierarchy is based on the valuation inputs used to measure the fair value of the asset. Level 1 inputs are quoted market prices in active markets for identical assets; Level 2 inputs are significant other observable input, and Level 3 are significant unobservable inputs.

Investments that are not evidenced by securities that exist in physical or book-entry form include investments in open-ended mutual funds and pools managed by other governments.

The following table presents assets carried at fair value at September 30, 2021:

	Fair Value	Overall Credit Rating	Rating Agency	Hierachy Level
Florida State Board of Administration Local Government Pooled Investment Fund (Florida Prime)	\$ 3,110,944	AAAM	S&P	1

Interest Rate Risk:

The City manages its exposure to fair value losses arising from increasing interest rates through its adopted investment policies. The City limits the effective duration of its investment portfolio through the adoption of nationally recognized risk measure benchmarks such as the Lehman Brothers Aggregate Bond Index.

CITY OF BELLEAIR BEACH, FLORIDA
NOTES TO FINANCIAL STATEMENTS
SEPTEMBER 30, 2021

NOTE 3 - DEPOSITS AND INVESTMENTS (Continued)

Credit Risk:

Consistent with chapter 218 of the Florida Statutes the City's investment guidelines limit its fixed income investments to a quality rating of 'A' or equivalent as rated by one or more recognized bond rating service at the time of purchase. Fixed income investments which are downgraded to 'BAA' or equivalent must be liquidated within a reasonable period of time not to exceed twelve months. Fixed income investments which are downgraded below 'BAA' shall be liquidated immediately.

The City has adopted a written investment policy in accordance with Florida Statute 218.415. That statute is intended to minimize interest rate and credit risk by directing the City to invest only in authorized investments summarized as follows:

- a) The Local Government Surplus Funds Trust Fund or any Intergovernmental investment pool authorized pursuant to the Florida Interlocal Cooperation Act as provided in s. 163.01.
- b) Securities and Exchange Commission registered money market funds with the highest credit quality rating from a nationally recognized rating agency.
- c) Interest-bearing time deposits or savings accounts in qualified public depositories as defined in s. 280.02.
- d) Direct obligations of the United States Treasury.
- e) Federal agencies and instrumentalities.
- f) Securities of, or other interests in, any open-end or closed-end management- type investment company or investment trust registered under the Investment Company Act of 1940, 15 U.S.C. ss. 80a-1 et seq., as amended from time to time, provided that the portfolio of such investment company or investment trust is limited to obligations of the United States Government or any agency or instrumentality thereof and to repurchase agreements fully collateralized by such United States Government obligations, and provided that such investment company or investment trust takes delivery of such collateral either directly or through an authorized custodian.

The Local Government Surplus Funds Trust Fund (Florida PRIME) is an investment pool administered by the Florida State Board of Administration that is governed by Chapters 215 and 218, Florida Statutes, and Chapter 19-7 of the Florida Administrative Code. A three-member Board of Trustees governs the State Board of Administration and is made up of the State's Governor as chairman, Chief Financial Officer, and Attorney General. This Board is empowered by Florida law to invest funds at the request of local governments. They delegate authority to the Executive Director and Chief Investment Officer to carry out the strategic direction of the organization. Florida PRIME provides eligible participants a cost-effective investment vehicle for their surplus funds. Its investment strategy emphasizes, in order of importance, safety, liquidity and competitive yield. Florida PRIME is managed by an industry leader in professional money management, maintains conservative investment policies, a Standard & Poor's AAA(m) rating, has enhanced transparency, and extensive governance oversight. The Florida PRIME is treated as "2a-7 like" pool in accordance with GASB Statements Number 31 and Number 59 and is valued using the pooled-share price (amortized cost), which approximates fair value. The Florida PRIME funds may be withdrawn upon demand. Investment income is recognized as earned and is allocated to participants of the Fund based on their equity participation.

**CITY OF BELLEAIR BEACH, FLORIDA
NOTES TO FINANCIAL STATEMENTS
SEPTEMBER 30, 2021**

NOTE 4 - RECEIVABLES AND DUE FROM OTHER GOVERNMENTS

Receivables at September 30, 2021, were as follows:

	Governmental Activities		Business Type Activities		Total Primary Government
	General	Capital Projects	Marina Fund	Stormwater Fund	
	General	Projects	Fund	Fund	
Accounts	\$ 68,343	\$ -	\$ 293	\$ -	\$ 68,636
Utilities	55,373	-	-	25,162	80,535
Other	62,493	30,694	-	-	93,187
	<u>\$ 186,209</u>	<u>\$ 30,694</u>	<u>\$ 293</u>	<u>\$ 25,162</u>	<u>\$ 242,358</u>

NOTE 5 - CHANGES IN CAPITAL ASSETS

Capital asset activity for the year ended September 30, 2021, was as follows:

	Beginning Balance	Increases	Decreases/ Transfers	Transfers	Ending Balance
Governmental Activities					
Capital assets not being depreciated					
Land	\$ 1,426,738	\$ -	\$ -	\$ -	\$ 1,426,738
Total capital assets not being depreciated	<u>1,426,738</u>	<u>-</u>	<u>-</u>	<u>-</u>	<u>1,426,738</u>
Capital assets being depreciated					
Buildings and improvements	4,192,894	23,006	(8,394)	-	4,207,506
Improvements other than buildings	8,066,882	365,737	-	(1,552,557)	6,880,062
Machinery and equipment	1,284,222	169,225	(133,484)	-	1,319,963
Total capital assets being depreciated	<u>13,543,998</u>	<u>557,968</u>	<u>(141,878)</u>	<u>(1,552,557)</u>	<u>12,407,531</u>
Less accumulated depreciation					
Buildings and improvements	(974,265)	(93,864)	8,394	-	(1,059,735)
Improvements other than buildings	(1,631,867)	(260,244)	-	304,256	(1,587,855)
Machinery and equipment	(441,589)	(67,522)	126,154	-	(382,957)
Total accumulated depreciation	<u>(3,047,721)</u>	<u>(421,630)</u>	<u>134,548</u>	<u>304,256</u>	<u>(3,030,547)</u>
Total capital assets being depreciated, net	<u>10,496,277</u>	<u>136,338</u>	<u>(7,330)</u>	<u>(1,248,301)</u>	<u>9,376,984</u>
Governmental Activities, net	<u>\$ 11,923,015</u>	<u>\$ 136,338</u>	<u>\$ (7,330)</u>	<u>\$ (1,248,301)</u>	<u>\$ 10,803,722</u>
Business-Type Activities					
Capital assets being depreciated					
Improvements other than buildings	364,682	533,542	-	1,552,557	2,450,781
Total capital assets being depreciated	<u>364,682</u>	<u>533,542</u>	<u>-</u>	<u>1,552,557</u>	<u>2,450,781</u>
Less accumulated depreciation					
Improvements other than buildings	(328,009)	(86,793)	-	(304,256)	(719,058)
Total accumulated depreciation	<u>(328,009)</u>	<u>(86,793)</u>	<u>-</u>	<u>(304,256)</u>	<u>(719,058)</u>
Business-Type Activities, net	<u>\$ 36,673</u>	<u>\$ 446,749</u>	<u>\$ -</u>	<u>\$ 1,248,301</u>	<u>\$ 1,731,723</u>

**CITY OF BELLEAIR BEACH, FLORIDA
NOTES TO FINANCIAL STATEMENTS
SEPTEMBER 30, 2021**

NOTE 5 - CHANGES IN CAPITAL ASSETS (Continued)

Depreciation expense was charged to functions/programs of the primary government as follows:

Governmental Activities

General government	\$ 115,393
Physical Environment	260,244
Culture and recreation	<u>45,993</u>
 Total depreciation expense - governmental activities	 <u><u>\$ 421,630</u></u>

Business-type activities:

Marina	\$ 2,951
Stormwater	<u>83,842</u>
 Total depreciation expense- business- type activities	 <u><u>\$ 86,793</u></u>

NOTE 6 - DEFINED CONTRIBUTION PENSION PLAN

The City provides retirement benefits for all of its full-time employees through a defined contribution 401(a) plan administered by the Florida League of Cities, Inc. under their prototype Profit-Sharing Plan and Trust Agreement. At September 30, 2021 there were ten plan members. In a defined contribution plan, benefits depend solely on amounts contributed to the plan plus investment earnings. Employees are eligible to participate after ninety days of employment. The Plan requires the City contribute ten percent of their compensation. The City's contributions for each employee (and interest allocated to the employee's account) are fully vested after five years of continuous service. City contributions for, and interest forfeited by, employees who leave employment before five years of service are used to reduce the City's current-period contribution requirement. Plan provisions and contribution requirements are established and may be amended by the City Council.

The City's total payroll in the fiscal year was \$389,907. The City's contributions were calculated using the participants' salary amount of \$364,752. The City made the required contributions totaling \$36,475 representing 10% of participants' salary.

CITY OF BELLEAIR BEACH, FLORIDA
NOTES TO FINANCIAL STATEMENTS
SEPTEMBER 30, 2021

NOTE 7 - DEFERRED COMPENSATION PLAN

The City maintains a deferred compensation plan (plan) under the provisions of Section 457 of the Internal Revenue Code, as amended. This law stipulates that all assets and income of the plan must be held in trust for the exclusive benefit of the Plan participants and their beneficiaries. The City's plan is administered by the Florida League of Cities, Inc. and provides the plan participants with the option to invest in thirteen different registered investment funds (mutual funds). Although the City is the Trustee of the plan, the City has no administrative involvement and performs no investing function for the plan and has not therefore, reported the plan in this financial report.

NOTE 8 - RISK MANAGEMENT

The City is exposed to various risks of loss related to torts; theft of, damage to, and distribution of assets; errors and omissions; injuries to employees; and natural disasters.

The City continues to carry commercial insurance for risks of loss including health, life, building and contents, employee bonds, mobile property, flood, windstorm and employee accident insurance. Settled claims from these risks have not exceeded commercial insurance coverage in any of the past three fiscal years. The City has not had any significant coverage reductions under these policies from the prior years:

NOTE 9 - NON-CURRENT LIABILITIES

Changes in Non-Current Liabilities

The following is a summary of changes in long-term debt and other non-current liabilities of the City:

	Beginning Balance	Additions	Reductions	Ending Balance	Due Within One Year
Governmental activities:					
Suntrust Loan- Series 2005	\$ 800,000	\$ -	\$ (160,000)	\$ 640,000	\$ 160,000
Series 2018A Revenue Bonds	944,576	-	(203,220)	741,356	32,050
Series 2018B Revenue Bonds	247,574	-	(127,613)	119,961	4,753
Series 2018C Revenue Bonds	493,334	-	(81,596)	411,738	17,800
Compensated absences	68,173	6,888	(1,906)	73,155	498
Total governmental activities, long term debt and other liabilities	<u>\$ 2,553,657</u>	<u>\$ 6,888</u>	<u>\$ (574,335)</u>	<u>\$ 1,986,210</u>	<u>\$ 215,101</u>
Business-type activities:					
Stormwater Revenue Note- Series 2020	<u>\$ -</u>	<u>\$ 45,000</u>	<u>\$ (7,155)</u>	<u>\$ 37,845</u>	<u>\$ 14,716</u>

**CITY OF BELLEAIR BEACH, FLORIDA
NOTES TO FINANCIAL STATEMENTS
SEPTEMBER 30, 2021**

NOTE 9 - NON-CURRENT LIABILITIES (Continued)

Description of Long-Term Debt and Other Liabilities Outstanding

	Current	Non-Current	Total
Governmental Activities			
Compensated absences	\$ 498	\$ 72,657	\$ 73,155
 \$3,000,000, City of Belleair Beach Revenue Note, Series 2005, due in quarterly installments of \$40,000 through 2025; interest payable at 4.52%. Secured by pledged non-ad valorem revenues of the City. Proceeds used to acquire land and construct the City Hall.	160,000	480,000	640,000
 \$981,017, City of Belleair Beach, Florida Revenue Bonds Series 2018A; due in annual installments of \$72,055 to \$117,050 through 2038; interest payable at 3.65%. Secured by revenues of the City. Proceeds used to finance certain capital improvements.	32,050	709,306	741,356
 \$256,191, City of Belleair Beach, Florida Revenue Bonds Series 2018B; due in annual installments of \$12,956 to \$20,372 through 2038; interest payable at 4.62%. Secured by revenues of the City. Proceeds used to finance certain capital improvements.	4,753	115,208	119,961
 \$512,367, City of Belleair Beach, Florida Revenue Bonds Series 2018C; due in annual installments of \$40,018 to \$65,006 through 2038; interest payable at 3.65%. Secured by revenues of the City. Proceeds used to finance certain capital improvements.	17,800	393,938	411,738
Total Governmental Activities	\$ 215,101	\$ 1,771,109	\$ 1,986,210
 Business-Type Activities	Current	Long-Term	Total
Revenue Bonds			
\$45,000, City of Belleair Beach, Florida, Stormwater Utility System Revenue Note, Series 2020; due in annual installments of \$15,930 through 2024; interest payable at 3.75%. Secured by net revenues of the City. Proceeds used to fund the acquisition and installation of capital improvements for the City.	\$ 14,716	\$ 23,129	\$ 37,845
 Grand Total Long-Term Debt			\$ 2,024,055

**CITY OF BELLEAIR BEACH, FLORIDA
NOTES TO FINANCIAL STATEMENTS
SEPTEMBER 30, 2021**

NOTE 9 - NON-CURRENT LIABILITIES (Continued)

Annual Requirements to Amortize Debt Outstanding

The annual requirements to amortize all debt outstanding as of September 30, 2021, are as follows:

Years Ending September 30,	Series 2005 Revenue Note		Series 2018A Revenue Bond	
	Principal	Interest	Principal	Interest
	2022	\$ 160,000	\$ 28,032	\$ 32,050
2023	160,000	20,798	33,242	25,890
2024	160,000	13,564	34,478	24,676
2025	160,000	6,330	35,759	23,418
2026	-	452	37,089	22,113
2026-2030	-	-	207,179	89,222
2031-2035	-	-	248,667	47,597
2036-2040	-	-	112,892	6,218
	<u>\$ 640,000</u>	<u>\$ 69,176</u>	<u>\$ 741,356</u>	<u>\$ 266,194</u>

Years Ending September 30,	Series 2018B Revenue Bond		Series 2018C Revenue Bond	
	Principal	Interest	Principal	Interest
	2022	\$ 4,753	\$ 5,542	\$ 17,800
2023	4,978	5,323	18,462	14,379
2024	5,213	5,093	19,148	13,705
2025	5,460	4,852	19,860	13,006
2026	5,718	4,600	20,599	12,281
2026-2030	32,911	18,776	115,064	49,553
2031-2035	41,466	10,420	138,106	26,933
2036-2040	19,462	1,359	62,699	3,454
	<u>\$ 119,961</u>	<u>\$ 55,965</u>	<u>\$ 411,738</u>	<u>\$ 148,339</u>

**CITY OF BELLEAIR BEACH, FLORIDA
NOTES TO FINANCIAL STATEMENTS
SEPTEMBER 30, 2021**

NOTE 9 - NON-CURRENT LIABILITIES (Continued)

Business-Type Activities

Years Ending September 30,	Series 2020	
	Stormwater Revenue Bond	
	Principal	Interest
2022	\$ 14,716	\$ 1,214
2023	15,275	654
2024	7,854	111
	<u>\$ 37,845</u>	<u>\$ 1,979</u>

NOTE 10 - INTERFUND TRANSFERS

The composition of interfund transfers at September 30, 2021 is as follows:

<u>Transfers Out</u>	Transfers In			
	General	Capital Projects	Stormwater	Total
General	\$ -	\$ 550,000	\$ 40,000	\$ 590,000
Capital projects	118,000	-	314,500	432,500
	<u>\$ 118,000</u>	<u>\$ 550,000</u>	<u>\$ 354,500</u>	<u>\$ 1,022,500</u>

**CITY OF BELLEAIR BEACH, FLORIDA
NOTES TO FINANCIAL STATEMENTS
SEPTEMBER 30, 2021**

NOTE 11 - ASSESSMENTS

The property owners of Bellevue Estates Island (BEI) were asked to sign a petition to City Council regarding the imposition of special assessments for fund utility undergrounding.

The special assessment area consists of a total of 115 properties. The cost of the utility undergrounding will be repaid as a non-ad valorem special assessment imposed against each property. The property owners may voluntarily prepay the special assessment, in full, at any time. Special assessments which are not prepaid will be collected in annual installments on the property tax bill mailed by the county tax collector each November, over a period not to exceed 20 years. Collection of annual installments began November 2018. The special assessment will be secured by a lien against the property in case of default.

The original assessments were imposed by City Resolution No. 2018-03 adopted by City Council on March 5, 2018. In July 2018 the City received binding construction cost estimates for the project which are higher than the estimates used to calculate the original assessments resulting in the need for additional assessment funding in order to pay for the project.

The Supplemental Assessment will be in addition to the Original Assessments imposed in March 2018. An additional \$640,000 in revenue will be collected through the Special Assessments. The City Council adopted Resolution No. 2018-16 to impose the Special Assessments on August 16, 2018.

Annual installments include annual interest of 3.65% plus annual collection and administration cost incurred by the City each year. The annual assessment revenue was \$119,454 for the year ended September 30, 2021.

There are two categories of property owners in Bellevue Estates Island. The first category chose to have the undergrounding done on their property prior to the City's undergrounding project. The properties in this category have a low annual assessment because they do not have to pay for any onsite improvements since they already had their utilities undergrounded. The annual assessment is as follows:

Rate of Assessment per dwelling unit	\$	11,078
Rate of supplemental assessment per dwelling unit		5,518
Total	\$	16,596
Maximum annual payment	\$	1,267.70
Maximum payment term		20 years

**CITY OF BELLEAIR BEACH, FLORIDA
NOTES TO FINANCIAL STATEMENTS
SEPTEMBER 30, 2021**

NOTE 11 - ASSESSMENTS (Continued)

The second category of homeowners did not previously have the utilities from the poles to their homes underground prior to the City’s undergrounding project. These properties pay a higher annual assessment that includes their proportionate share of the improvements on their property. The annual assessment is as follows:

Rate of Assessment per dwelling unit	\$	11,078
Rate of supplemental assessment per dwelling unit		5,518
Onsite improvements		4,500
Total	\$	21,096
Maximum annual payment	\$	1,611.70
Maximum payment term		20 years

NOTE 12 - POST-EMPLOYMENT HEALTH CARE BENEFITS

GASB Statement No. 75 Accounting and Financial Reporting by Employers for Postemployment Benefits Other Than Pensions, requires governments to account for other postemployment benefits (OPEB) on an accrual basis., rather than on a pay-as-you-go-basis. The effect is the recognition of an actuarially determined expense when a future retiree earns their postemployment benefits, rather than when they use their postemployment benefits.

Postemployment health care benefits are made available to the City’s terminated employees in accordance with the Consolidated Omnibus Budget Reconciliation Act of 1985 (COBRA). Under COBRA, the City is required to offer an election to deceased or terminated participants, their spouses or dependents, to continue coverage in the health plan provided by the City. The cost of coverage which the City may charge the participant may not exceed 102% of the applicable premium.

Employees who retire from the City of Belleair Beach (City), and eligible dependents and survivors, are eligible to continue to participate in the City’s health insurance programs at the “blended” employee group rate which is determined annually by the City and approved by the City Council. Retirees have 31 days to elect to enroll in the City’s health insurance plan in which they were participating at the time of retirement unless otherwise stated in a plan document or collective bargaining agreement. As of September 30, 2021, there were no eligible retirees and dependents participating in the City’s health program

The City provides no funding for any portion of the premiums after retirement. However, the City recognizes that there may be an “implicit subsidy” arising as a result of the blended rate premium when retiree health care costs, on average, are higher than active employee healthcare costs. The plan is not accounted for as a trust fund as an irrevocable trust has not been established to fund the plan. The plan does not issue a separate financial report.

**CITY OF BELLEAIR BEACH, FLORIDA
NOTES TO FINANCIAL STATEMENTS
SEPTEMBER 30, 2021**

NOTE 12 - POST-EMPLOYMENT HEALTH CARE BENEFITS (Continued)

As of September 30, 2021, the current health care premiums for the City's health plan are already age adjusted. Therefore, the contributions of the retirees and the age adjusted premiums would be equal. According to the actuary, this would create a liability of \$0.

It is important to note that if the City switches to a group plan with blended premiums or decides to pay for retirees healthcare benefits in the future, then this liability will no longer be \$0, and a full actuarial valuation will need to be performed.

NOTE 13 - COMMITMENTS AND CONTINGENCIES

Grant Receipts

Amounts received or receivable from grants are subject to audit and adjustment by the grantor. Any disallowed claims, including amounts already collected, may constitute a liability of the applicable funds. The amount, if any, of expenditures which may be disallowed by the grantor cannot be determined at this time, although the City expects such amount, if any, to be immaterial.

NOTE 14 - PRIOR PERIOD AJUSTMENT

A prior period adjustment totaling \$40,000 was recorded for the Capital Projects Fund to properly record debt service payments made in a previous year. The impact on the government-wide statements was a reduction of prepaid items and notes payable.

CITY OF BELLEAIR BEACH, FLORIDA
STATEMENT OF REVENUES, EXPENDITURES, AND CHANGES IN
FUND BALANCE - BUDGET AND ACTUAL - CAPITAL PROJECTS FUND
YEAR ENDED SEPTEMBER 30, 2021

	Original Budget	Final Budget	Actual	Variance with Final Budget - Positive (Negative)
Revenues:				
Intergovernmental	\$ 167,000	\$ 497,151	\$ 256,664	\$ (240,487)
Assessments	132,059	132,059	119,454	(12,605)
Total revenues	299,059	629,210	376,118	(253,092)
Expenditures:				
Current				
Physical environment	-	-	1,009	(1,009)
Capital outlay	286,500	649,035	415,379	233,656
Debt service				
Principal	227,412	227,412	572,429	(345,017)
Interest	92,603	92,603	97,274	(4,671)
Total expenditures	606,515	969,050	1,086,091	(117,041)
Deficiency of revenues under expenditures	(307,456)	(339,840)	(709,973)	(370,133)
Other Financing Sources (Uses):				
Transfers in	297,840	297,840	550,000	252,160
Transfers out	-	-	(432,500)	(432,500)
Interest on Investments	42,000	42,000	1,152	(40,848)
Total other financing sources	339,840	339,840	118,652	(221,188)
Net change in fund balance	\$ 32,384	\$ -	(591,321)	\$ (591,321)
Fund Balance:				
Beginning of year			1,295,216	
Prior period adjustment			(40,000)	
Beginning of year, as adjusted			1,255,216	
End of year			\$ 663,895	

CITY OF BELLEAIR BEACH, FLORIDA
STATEMENT OF REVENUES, EXPENDITURES, AND CHANGES IN
FUND BALANCE - BUDGET AND ACTUAL - MARINA FUND
YEAR ENDED SEPTEMBER 30, 2021

	Original & Final Budget	Actual	Variance with Final Budget - Positive (Negative)
Revenues:			
Charges for services	\$ 62,105	\$ 78,950	\$ 16,845
Expenditures:			
Current			
Materials and Supplies	46,700	43,999	2,701
Utilities	7,500	9,552	(2,052)
Depreciation	2,865	2,951	(86)
Total expenditures	57,065	56,502	563
Excess of revenues over expenditures	5,040	22,448	16,282
Other Financing Sources:			
Investment earnings	2,460	674	(1,786)
Net change in fund balance	\$ 7,500	23,122	\$ 14,496
Fund Balance:			
Beginning of year		331,702	
End of year		\$ 354,824	

CITY OF BELLEAIR BEACH, FLORIDA
STATEMENT OF REVENUES, EXPENDITURES, AND CHANGES IN
FUND BALANCE - BUDGET AND ACTUAL - STORMWATER FUND
YEAR ENDED SEPTEMBER 30, 2021

	Original & Final Budget	Actual	Variance with Final Budget - Positive (Negative)
	<u> </u>	<u> </u>	<u> </u>
Revenues:			
Charges for services	\$ 175,000	\$ 167,379	\$ (7,621)
Expenditures:			
Current			
Personnel	31,200	31,200	-
Contractual Services	20,870	12,563	8,307
Repairs and Maintenance	25,000	41,031	(16,031)
Depreciation	-	83,842	(83,842)
Interest	-	810	(810)
Total expenditures	<u>77,070</u>	<u>169,446</u>	<u>(92,376)</u>
Deficiency of revenues under expenditures	<u>97,930</u>	<u>(2,067)</u>	<u>84,755</u>
Other Financing Sources (Uses):			
Transfers In	<u>441,270</u>	<u>1,720,801</u>	<u>1,279,531</u>
Net change in fund balance	<u>\$ 539,200</u>	<u>1,718,734</u>	<u>\$ 1,364,286</u>
Fund Balance:			
Beginning of year		<u>-</u>	
End of year		<u>\$ 1,718,734</u>	

**CITY OF BELLEAIR BEACH, FLORIDA
CAPITAL ASSETS USED IN THE OPERATION OF
GOVERNMENTAL FUNDS
COMPARATIVE SCHEDULES BY FUNCTION AND ACTIVITY
SEPTEMBER 30, 2021 AND 2020**

	2021				
	Total	Land	Buildings	Improvements Other Than Buildings	Equipment
General Government:					
Control:					
Administrative	\$ 12,543,579	\$ 1,426,738	\$ 4,207,506	\$ 6,880,062	\$ 29,273
Executive	24,003	-	-	-	24,003
Legislative	61,072	-	-	-	61,072
	12,628,654	1,426,738	4,207,506	6,880,062	114,348
Total general government					
Public Works	118,614	-	-	-	118,614
Recreation	1,087,001	-	-	-	1,087,001
	1,205,615	-	-	-	1,205,615
Total Governmental Funds					
Capital Assets	\$ 13,834,269	\$ 1,426,738	\$ 4,207,506	\$ 6,880,062	\$ 1,319,963

**CITY OF BELLEAIR BEACH, FLORIDA
CAPITAL ASSETS USED IN THE OPERATION OF
GOVERNMENTAL FUNDS
COMPARATIVE SCHEDULES BY FUNCTION AND ACTIVITY
SEPTEMBER 30, 2021 AND 2020
(Continued)**

	2020				
	Total	Land	Buildings	Improvements Other Than Buildings	Equipment
General Government:					
Control:					
Administrative	\$ 13,719,784	\$ 1,426,738	\$ 4,192,894	\$ 8,066,882	\$ 33,270
Executive	16,722	-	-	-	16,722
Legislative	61,072	-	-	-	61,072
Total general government	13,797,578	1,426,738	4,192,894	8,066,882	111,064
Public Works	142,705	-	-	-	142,705
Recreation	1,030,453	-	-	-	1,030,453
Total Governmental Funds Capital Assets	\$ 14,970,736	\$ 1,426,738	\$ 4,192,894	\$ 8,066,882	\$ 1,284,222

**CITY OF BELLEAIR BEACH, FLORIDA
CAPITAL ASSETS USED IN THE OPERATION OF
GOVERNMENTAL FUNDS
SCHEDULE OF CHANGES BY FUNCTION AND ACTIVITY
YEAR ENDED SEPTEMBER 30, 2021**

Function and Activity	Governmental Fund Capital Assets Beginning	Additions	Deductions	Governmental Fund Capital Assets Ending
General Government:				
Control:				
Administrative	\$ 13,719,784	\$ 405,137	\$ 1,581,342	\$ 12,543,579
Executive	16,722	7,281	-	24,003
Legislative	61,072	-	-	61,072
Total general government	<u>13,797,578</u>	<u>412,418</u>	<u>1,581,342</u>	<u>12,628,654</u>
Public Works	142,705	15,220	39,311	118,614
Recreation	<u>1,030,453</u>	<u>130,330</u>	<u>73,782</u>	<u>1,087,001</u>
Total Governmental Funds Capital Assets	<u>\$ 14,970,736</u>	<u>\$ 557,968</u>	<u>\$ 1,694,435</u>	<u>\$ 13,834,269</u>

III. STATISTICAL SECTION

**CITY OF BELLEAIR BEACH, FLORIDA
COMPONENTS OF NET POSITION
LAST TEN FISCAL YEARS
UNAUDITED**

Schedule 1

	<u>2021</u>	<u>2020</u>	<u>2019</u>	<u>2018</u>	<u>2017</u>	<u>2016</u>	<u>2015</u>	<u>2014</u>	<u>2013</u>	<u>2012</u>
Governmental activities:										
Net investment in capital assets	\$ 8,890,667	\$ 9,397,531	\$ 9,027,101	\$ 5,613,438	\$ 6,203,405	\$ 5,859,020	\$ 5,564,233	\$ 4,819,447	\$ 4,815,617	\$ 4,763,065
Unrestricted	<u>4,930,178</u>	<u>5,371,313</u>	<u>5,316,313</u>	<u>6,696,559</u>	<u>5,027,157</u>	<u>4,964,934</u>	<u>4,788,500</u>	<u>4,590,761</u>	<u>4,368,877</u>	<u>4,255,462</u>
Total governmental activities	<u>\$ 13,820,845</u>	<u>\$ 14,768,844</u>	<u>\$ 14,343,414</u>	<u>\$ 12,309,997</u>	<u>\$ 11,230,562</u>	<u>\$ 10,823,954</u>	<u>\$ 10,352,733</u>	<u>\$ 9,410,208</u>	<u>\$ 9,184,494</u>	<u>\$ 9,018,527</u>
Business-type activities:										
Net investment in capital assets	\$ 1,693,878	\$ 36,673	\$ 39,624	\$ 42,489	\$ 46,549	\$ 48,977	\$ 37,683	\$ 25,831	\$ 32,240	\$ 44,684
Unrestricted	<u>379,680</u>	<u>295,029</u>	<u>263,343</u>	<u>254,455</u>	<u>240,676</u>	<u>224,516</u>	<u>221,210</u>	<u>207,954</u>	<u>196,227</u>	<u>183,022</u>
Total business-type activities	<u>\$ 2,073,558</u>	<u>\$ 331,702</u>	<u>\$ 302,967</u>	<u>\$ 296,944</u>	<u>\$ 287,225</u>	<u>\$ 273,493</u>	<u>\$ 258,893</u>	<u>\$ 233,785</u>	<u>\$ 228,467</u>	<u>\$ 227,706</u>
Primary government:										
Net investment in capital assets	\$ 10,584,545	\$ 9,434,204	\$ 9,066,725	\$ 5,655,927	\$ 6,249,954	\$ 5,907,997	\$ 5,601,916	\$ 4,845,278	\$ 4,847,857	\$ 4,807,749
Unrestricted	<u>5,309,858</u>	<u>5,666,342</u>	<u>5,579,656</u>	<u>6,951,014</u>	<u>5,267,833</u>	<u>5,189,450</u>	<u>5,009,710</u>	<u>4,798,715</u>	<u>4,565,104</u>	<u>4,438,484</u>
Total primary government	<u>\$ 15,894,403</u>	<u>\$ 15,100,546</u>	<u>\$ 14,646,381</u>	<u>\$ 12,606,941</u>	<u>\$ 11,517,787</u>	<u>\$ 11,097,447</u>	<u>\$ 10,611,626</u>	<u>\$ 9,643,993</u>	<u>\$ 9,412,961</u>	<u>\$ 9,246,233</u>

SOURCE: City of Belleair Beach Finance Department.

CITY OF BELLEAIR BEACH, FLORIDA
CHANGES IN NET POSITION
LAST TEN FISCAL YEARS
UNAUDITED

Schedule 2

	2021	2020	2019	2018	2017	2016	2015	2014	2013	2012
Expenses:										
Governmental activities -										
General government	\$ 743,107	\$ 698,293	\$ 708,107	\$ 813,544	\$ 387,746	\$ 467,329	\$ 684,320	\$ 488,624	\$ 591,967	\$ 583,354
Public safety	535,629	523,617	554,535	492,171	469,979	470,532	454,371	438,853	435,287	445,486
Physical environment	882,166	1,011,544	1,004,159	561,055	1,086,669	882,622	682,547	803,110	599,649	602,300
Transportation	-	-	-	-	-	-	-	-	17,279	11,585
Culture and recreation	54,879	45,225	44,267	31,612	23,050	44,156	15,582	43,711	36,196	39,198
Debt service interest	94,305	102,163	116,578	53,330	51,386	57,507	63,306	69,258	75,429	80,661
Total governmental activities	<u>2,310,086</u>	<u>2,380,842</u>	<u>2,427,646</u>	<u>1,951,712</u>	<u>2,018,830</u>	<u>1,922,146</u>	<u>1,900,126</u>	<u>1,843,556</u>	<u>1,755,807</u>	<u>1,762,584</u>
Business-type activities -										
Marina	56,502	55,836	62,487	57,794	49,985	46,109	33,034	47,190	51,109	52,763
Stormwater	169,446	-	-	-	-	-	-	-	-	-
Total business-type activities	<u>225,948</u>	<u>55,836</u>	<u>62,487</u>	<u>57,794</u>	<u>49,985</u>	<u>46,109</u>	<u>33,034</u>	<u>47,190</u>	<u>51,109</u>	<u>52,763</u>
Total primary government expenses	<u>\$ 2,536,034</u>	<u>\$ 2,436,678</u>	<u>\$ 2,490,133</u>	<u>\$ 2,009,506</u>	<u>\$ 2,068,815</u>	<u>\$ 1,968,255</u>	<u>\$ 1,933,160</u>	<u>\$ 1,890,746</u>	<u>\$ 1,806,916</u>	<u>\$ 1,815,347</u>
Program Revenues:										
Governmental activities -										
Charges for services	\$ 856,195	\$ 735,917	\$ 1,097,291	\$ 522,831	\$ 483,299	\$ 444,068	\$ 422,884	\$ 408,474	\$ 406,761	\$ 416,264
Operating grants and contributions	130,832	24,914	106,864	4,836	1,166	1,189	1,200	1,201	1,198	5,439
Total governmental activities program revenues	<u>987,027</u>	<u>760,831</u>	<u>1,204,155</u>	<u>527,667</u>	<u>484,465</u>	<u>445,257</u>	<u>424,084</u>	<u>409,675</u>	<u>407,959</u>	<u>421,703</u>
Business-type activities -										
Charges for services -										
Marina	78,950	82,830	66,016	65,845	62,750	59,937	57,535	48,955	51,109	53,538
Stormwater	167,379	-	-	-	-	-	-	-	-	-
Total business-type activities program revenues	<u>246,329</u>	<u>82,830</u>	<u>66,016</u>	<u>65,845</u>	<u>62,750</u>	<u>59,937</u>	<u>57,535</u>	<u>48,955</u>	<u>51,109</u>	<u>53,538</u>
Total primary government program revenues	<u>\$ 1,233,356</u>	<u>\$ 843,661</u>	<u>\$ 1,270,171</u>	<u>\$ 593,512</u>	<u>\$ 547,215</u>	<u>\$ 505,194</u>	<u>\$ 481,619</u>	<u>\$ 458,630</u>	<u>\$ 459,068</u>	<u>\$ 475,241</u>
Net Program (Expense)/Revenue:										
Governmental activities	\$ (1,323,059)	\$ (1,620,011)	\$ (1,223,491)	\$ (1,424,045)	\$ (1,534,365)	\$ (1,476,889)	\$ (1,476,042)	\$ (1,433,881)	\$ (1,347,848)	\$ (1,340,881)
Business-type activities	20,381	26,994	3,529	8,051	12,765	13,828	24,501	1,765	-	775
Total primary government program net (expense)/revenue	<u>\$ (1,302,678)</u>	<u>\$ (1,593,017)</u>	<u>\$ (1,219,962)</u>	<u>\$ (1,415,994)</u>	<u>\$ (1,521,600)</u>	<u>\$ (1,463,061)</u>	<u>\$ (1,451,541)</u>	<u>\$ (1,432,116)</u>	<u>\$ (1,347,848)</u>	<u>\$ (1,340,106)</u>

SOURCE: City of Belleair Beach Finance Department.

CITY OF BELLEAIR BEACH, FLORIDA
CHANGES IN NET POSITION
LAST TEN FISCAL YEARS
UNAUDITED
(Continued)

Schedule 2

	2021	2020	2019	2018	2017	2016	2015	2014	2013	2012
General Revenues and Other Changes in Net Position:										
Governmental activities -										
Property taxes	\$ 1,170,878	\$ 1,117,077	\$ 1,068,618	\$ 1,014,430	\$ 926,891	\$ 883,698	\$ 843,286	\$ 783,665	\$ 741,269	\$ 734,011
Franchise taxes	187,045	188,420	183,563	165,829	157,015	156,936	167,080	168,469	150,040	154,559
Sales taxes	310,256	269,750	276,874	274,629	261,390	262,590	244,972	227,014	216,612	206,577
Other taxes	367,966	360,414	1,550,055	945,416	486,692	553,302	772,722	521,486	344,195	327,205
State revenue sharing	45,588	44,303	44,806	44,529	44,257	44,022	43,889	39,733	42,905	42,569
Investment earnings	6,669	54,689	107,440	49,691	28,828	22,295	22,952	9,162	25,210	35,011
Miscellaneous	7,459	10,888	25,452	8,956	35,900	25,267	10,140	4,349	53,331	6,736
Total revenues	<u>2,095,861</u>	<u>2,045,541</u>	<u>3,256,808</u>	<u>2,503,480</u>	<u>1,940,973</u>	<u>1,948,110</u>	<u>2,105,041</u>	<u>1,753,878</u>	<u>1,573,562</u>	<u>1,506,668</u>
Transfers	(1,720,801)	-	-	-	-	-	-	-	-	-
Total government activities	<u>375,060</u>	<u>2,045,541</u>	<u>3,256,808</u>	<u>2,503,480</u>	<u>1,940,973</u>	<u>1,948,110</u>	<u>2,105,041</u>	<u>1,753,878</u>	<u>1,573,562</u>	<u>1,506,668</u>
Business-type activities -										
Investment earnings	674	1,741	2,494	1,668	967	772	607	553	869	954
Miscellaneous	-	-	-	-	-	-	-	-	-	-
Total revenues	<u>674</u>	<u>1,741</u>	<u>2,494</u>	<u>1,668</u>	<u>967</u>	<u>772</u>	<u>607</u>	<u>553</u>	<u>869</u>	<u>954</u>
Transfers	1,720,801	-	-	-	-	-	-	-	-	-
Total business-type activities	<u>1,721,475</u>	<u>1,741</u>	<u>2,494</u>	<u>1,668</u>	<u>967</u>	<u>772</u>	<u>607</u>	<u>553</u>	<u>869</u>	<u>954</u>
Total primary government	<u>\$ 2,096,535</u>	<u>\$ 2,047,282</u>	<u>\$ 3,259,302</u>	<u>\$ 2,505,148</u>	<u>\$ 1,941,940</u>	<u>\$ 1,948,882</u>	<u>\$ 2,105,648</u>	<u>\$ 1,754,431</u>	<u>\$ 1,574,431</u>	<u>\$ 1,507,622</u>
Change in Net Position:										
Government activities	\$ (947,999)	\$ 425,530	\$ 2,033,317	\$ 1,079,435	\$ 406,608	\$ 471,221	\$ 628,999	\$ 319,997	\$ 225,714	\$ 165,787
Business-type activities	1,741,856	28,735	6,023	9,719	13,732	14,600	25,108	2,318	869	1,729
Total primary government	<u>\$ 793,857</u>	<u>\$ 454,265</u>	<u>\$ 2,039,340</u>	<u>\$ 1,089,154</u>	<u>\$ 420,340</u>	<u>\$ 485,821</u>	<u>\$ 654,107</u>	<u>\$ 322,315</u>	<u>\$ 226,583</u>	<u>\$ 167,516</u>

SOURCE: City of Belleair Beach Finance Department.

CITY OF BELLEAIR BEACH, FLORIDA
CHARGES FOR SERVICES BY FUNCTION AND PROGRAM
LAST TEN FISCAL YEARS
UNAUDITED

Schedule 3

	2021	2020	2019	2018	2017	2016	2015	2014	2013	2012
Governmental Activities:										
General government	\$ 99,657	\$ 49,544	\$ 44,378	\$ 51,164	\$ 55,071	\$ 64,065	\$ 63,989	\$ 55,712	\$ 63,421	\$ 75,562
Public safety	28,759	27,892	35,617	53,443	24,826	18,245	12,632	17,857	10,754	14,641
Physical environment	725,764	527,756	477,632	417,794	402,367	360,959	346,095	334,599	331,772	325,513
Transportation	-	-	-	-	-	-	-	-	398	168
Culture and recreation	2,015	414	870	430	1,035	799	168	306	416	380
Total government charges	<u>856,195</u>	<u>605,606</u>	<u>558,497</u>	<u>522,831</u>	<u>483,299</u>	<u>444,068</u>	<u>422,884</u>	<u>408,474</u>	<u>406,761</u>	<u>416,264</u>
Business-Type Activities:										
Marina	78,950	82,830	66,016	65,845	62,750	59,937	57,535	58,955	53,991	53,538
Stormwater	167,379	-	-	-	-	-	-	-	-	-
Total business-type charges	<u>246,329</u>	<u>82,830</u>	<u>66,016</u>	<u>65,845</u>	<u>62,750</u>	<u>59,937</u>	<u>57,535</u>	<u>58,955</u>	<u>53,991</u>	<u>53,538</u>
Total primary government	<u>\$ 1,102,524</u>	<u>\$ 688,436</u>	<u>\$ 624,513</u>	<u>\$ 588,676</u>	<u>\$ 546,049</u>	<u>\$ 504,005</u>	<u>\$ 480,419</u>	<u>\$ 467,429</u>	<u>\$ 460,752</u>	<u>\$ 469,802</u>

SOURCE: City of Belleair Beach Finance Department.

CITY OF BELLEAIR BEACH, FLORIDA
GENERAL GOVERNMENTAL REVENUES BY SOURCE ⁽¹⁾
LAST TEN FISCAL YEARS
UNAUDITED

Schedule 4

Year	Taxes	Licenses and Permits	Intergovernmental	Charges for Services	Assessments	Fines and Forfeits	Interest	Miscellaneous	Total
2021	\$ 1,652,537	\$ 179,776	\$ 560,028	\$ 539,653	\$ 119,454	\$ 17,312	\$ 6,669	\$ 10,089	\$ 3,085,518
2020	\$ 1,593,578	\$ 132,580	\$ 411,300	\$ 457,157	\$ 130,311	\$ 15,869	\$ 54,689	\$ 6,846	\$ 2,802,330
2019	\$ 1,519,216	\$ 106,938	\$ 1,711,564	\$ 419,857	\$ 538,794	\$ 31,702	\$ 107,440	\$ 25,452	\$ 4,460,963
2018	\$ 1,424,880	\$ 91,232	\$ 1,024,789	\$ 389,800	\$ -	\$ 41,799	\$ 49,691	\$ 8,956	\$ 3,031,147
2017	\$ 1,324,141	\$ 70,010	\$ 553,270	\$ 396,751	\$ -	\$ 16,538	\$ 28,828	\$ 35,900	\$ 2,425,438
2016	\$ 1,278,269	\$ 49,127	\$ 623,468	\$ 383,086	\$ -	\$ 11,855	\$ 22,295	\$ 5,345	\$ 2,373,445
2015	\$ 1,242,786	\$ 46,514	\$ 830,363	\$ 368,649	\$ -	\$ 7,721	\$ 22,952	\$ 10,140	\$ 2,529,125
2014	\$ 1,196,656	\$ 38,711	\$ 544,912	\$ 356,950	\$ -	\$ 12,813	\$ 9,162	\$ 4,349	\$ 2,163,553
2013	\$ 1,112,869	\$ 33,264	\$ 383,350	\$ 370,205	\$ -	\$ 3,292	\$ 25,210	\$ 53,331	\$ 1,981,521
2012	\$ 1,096,444	\$ 28,795	\$ 373,916	\$ 379,305	\$ -	\$ 8,164	\$ 35,011	\$ 6,736	\$ 1,928,371

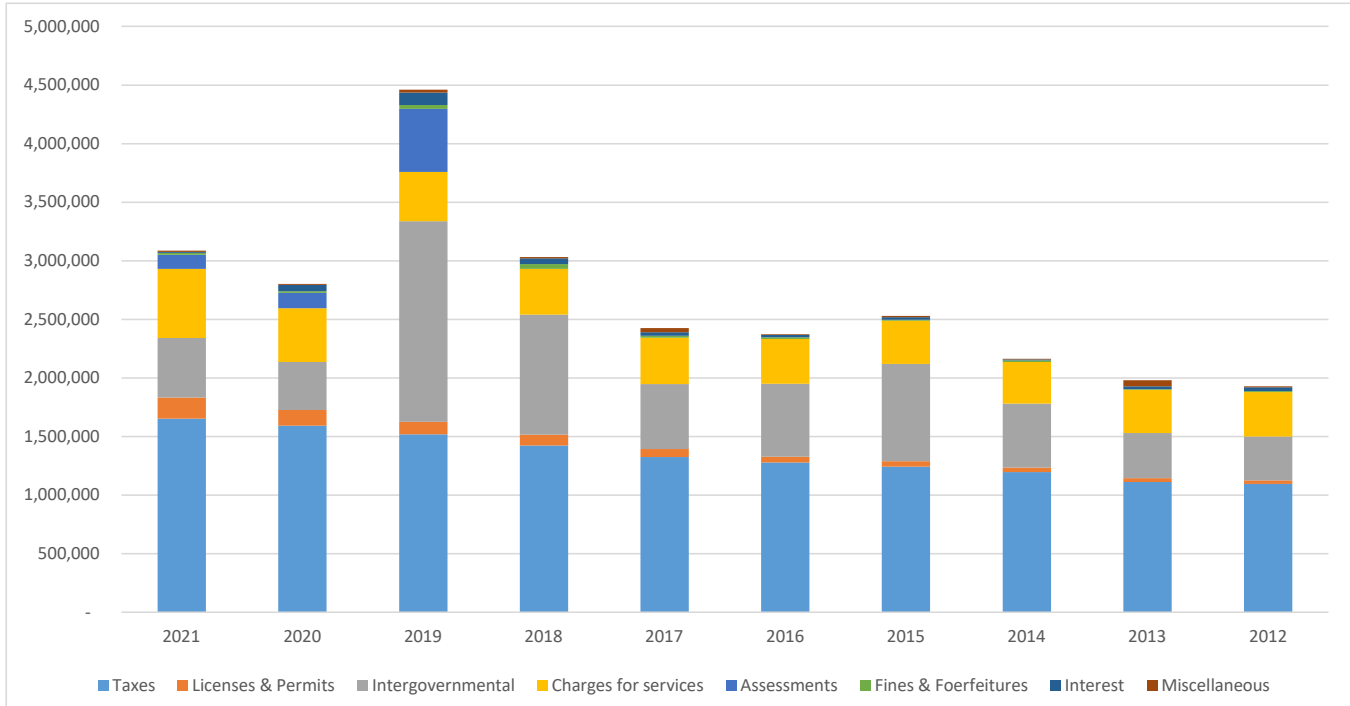
GENERAL GOVERNMENTAL TAX REVENUE BY SOURCE ⁽¹⁾

Year	Property Taxes	Franchise Taxes	Utility Taxes	Total
2021	\$ 1,170,878	\$ 187,045	\$ 294,614	\$ 1,652,537
2020	\$ 1,117,077	\$ 188,420	\$ 288,081	\$ 1,593,578
2019	\$ 1,068,618	\$ 183,563	\$ 267,035	\$ 1,519,216
2018	\$ 1,014,430	\$ 165,829	\$ 244,621	\$ 1,424,880
2017	\$ 926,891	\$ 157,015	\$ 240,235	\$ 1,324,141
2016	\$ 883,698	\$ 156,936	\$ 237,635	\$ 1,278,269
2015	\$ 843,286	\$ 167,080	\$ 232,420	\$ 1,242,786
2014	\$ 783,665	\$ 168,469	\$ 244,522	\$ 1,196,656
2013	\$ 741,269	\$ 150,040	\$ 221,560	\$ 1,112,869
2012	\$ 734,011	\$ 154,559	\$ 207,874	\$ 1,096,444

(1) Includes general fund and capital projects fund.

**CITY OF BELLEAIR BEACH, FLORIDA
GENERAL GOVERNMENTAL REVENUES BY SOURCE
LAST TEN FISCAL YEARS
UNAUDITED**

Schedule 5



**CITY OF BELLEAIR BEACH, FLORIDA
COMPONENTS OF FUND BALANCE
LAST TEN FISCAL YEARS
UNAUDITED**

Schedule 6

	2021	2020	2019	2018	2017	2016	2015	2014	2013	2012
General Fund:										
Nonspendable	\$ 27,430	\$ 21,718	\$ 10,225	\$ 8,069	\$ 7,741	\$ 9,767	\$ 10,763	\$ 17,176	\$ 7,762	\$ 15,031
Committed	1,090,250	1,104,000	1,000,000	1,000,000	840,000	840,000	840,000	840,000	840,000	840,000
Unassigned	3,241,604	3,041,366	2,623,947	2,253,167	2,844,738	3,193,880	3,161,321	3,129,744	3,203,575	3,043,820
Total general fund	<u>\$ 4,359,284</u>	<u>\$ 4,167,084</u>	<u>\$ 3,634,172</u>	<u>\$ 3,261,236</u>	<u>\$ 3,692,479</u>	<u>\$ 4,043,647</u>	<u>\$ 4,012,084</u>	<u>\$ 3,986,920</u>	<u>\$ 4,051,337</u>	<u>\$ 3,898,851</u>
All other governmental funds:										
Nonspendable	\$ -	\$ 40,000	\$ 40,000	\$ -	\$ -	\$ -	\$ -	\$ -	\$ -	\$ -
Committed	663,895	1,255,216	1,724,616	3,497,113	1,358,689	1,005,960	873,480	902,075	640,146	567,663
Total all other governmental funds	<u>\$ 663,895</u>	<u>\$ 1,295,216</u>	<u>\$ 1,764,616</u>	<u>\$ 3,497,113</u>	<u>\$ 1,358,689</u>	<u>\$ 1,005,960</u>	<u>\$ 873,480</u>	<u>\$ 902,075</u>	<u>\$ 640,146</u>	<u>\$ 567,663</u>

SOURCE: City of Belleair Beach Finance Department.

CITY OF BELLEAIR BEACH, FLORIDA
CHANGES IN FUND BALANCES - GOVERNMENTAL FUNDS
LAST TEN FISCAL YEARS
UNAUDITED

Schedule 7

	2021	2020	2019	2018	2017	2016	2015	2014	2013	2012
Revenues:										
Taxes	\$ 1,652,537	\$ 1,593,578	\$ 1,519,216	\$ 1,424,880	\$ 1,324,141	\$ 1,278,269	\$ 1,242,786	\$ 1,196,656	\$ 1,112,869	\$ 1,096,444
Licenses and permits	179,776	132,580	106,938	91,232	70,010	49,127	46,514	38,711	33,264	28,795
Intergovernmental	560,028	411,300	1,711,564	1,024,789	553,270	623,468	830,363	544,912	383,350	373,916
Charges for services	539,653	457,157	419,857	389,800	396,751	383,086	368,649	356,950	370,205	379,305
Assessments	119,454	130,311	538,794	-	-	-	-	-	-	-
Fines	17,312	15,869	31,702	41,799	16,538	11,855	7,721	12,813	3,292	8,164
Interest	6,669	54,689	107,440	49,691	28,828	22,295	22,952	9,162	25,210	35,011
Miscellaneous	10,089	6,846	25,452	8,956	35,900	5,345	10,140	4,349	53,331	6,736
Total revenues	<u>3,085,518</u>	<u>2,802,330</u>	<u>4,460,963</u>	<u>3,031,147</u>	<u>2,425,438</u>	<u>2,373,445</u>	<u>2,529,125</u>	<u>2,163,553</u>	<u>1,981,521</u>	<u>1,928,371</u>
Expenditures:										
General government	624,472	593,860	624,436	605,378	592,627	545,877	535,415	489,456	472,378	494,227
Public safety	533,885	523,617	554,535	492,171	469,979	470,532	454,371	438,765	435,136	445,335
Physical environment	1,179,890	1,286,675	4,286,830	1,826,924	1,137,155	907,660	1,302,460	780,482	575,203	581,239
Transportation	-	-	-	-	-	-	-	-	17,279	11,585
Culture and recreation	8,889	7,635	15,936	13,714	11,292	66,557	15,582	26,658	19,924	26,126
Debt service -										
Principal	572,429	224,091	236,491	160,000	160,000	160,000	160,000	160,000	160,000	160,000
Interest	97,274	106,982	102,296	51,845	52,824	58,776	64,728	70,680	76,632	82,584
Total expenditures	<u>3,016,839</u>	<u>2,742,860</u>	<u>5,820,524</u>	<u>3,150,032</u>	<u>2,423,877</u>	<u>2,209,402</u>	<u>2,532,556</u>	<u>1,966,041</u>	<u>1,756,552</u>	<u>1,801,096</u>
Excess (deficiency) of revenue over (under) expenditures	<u>68,679</u>	<u>59,470</u>	<u>(1,359,561)</u>	<u>(118,885)</u>	<u>1,561</u>	<u>164,043</u>	<u>(3,431)</u>	<u>197,512</u>	<u>224,969</u>	<u>127,275</u>
Other Financing Sources (Uses):										
Proceeds from issuance of debt	-	-	-	1,826,066						
Proceeds from sale of capital assets	4,700	4,042	-	-	-	-	-	-	-	-
Transfers in	550,000	-	-	-	-	-	-	-	-	-
Transfers out	<u>(1,022,500)</u>	<u>-</u>	<u>-</u>	<u>-</u>	<u>-</u>	<u>-</u>	<u>-</u>	<u>-</u>	<u>-</u>	<u>-</u>
Total other financing sources (uses)	<u>(467,800)</u>	<u>4,042</u>	<u>-</u>	<u>1,826,066</u>	<u>-</u>	<u>-</u>	<u>-</u>	<u>-</u>	<u>-</u>	<u>-</u>
Net change in fund balance	<u>\$ (399,121)</u>	<u>\$ 63,512</u>	<u>\$ (1,359,561)</u>	<u>\$ 1,707,181</u>	<u>\$ 1,561</u>	<u>\$ 164,043</u>	<u>\$ (3,431)</u>	<u>\$ 197,512</u>	<u>\$ 224,969</u>	<u>\$ 127,275</u>
Debt service as a percentage of noncapital expenditures	22%	12%	6%	7%	9%	10%	9%	12%	13%	13%

SOURCE: City of Belleair Beach Finance Department.

CITY OF BELLEAIR BEACH, FLORIDA
GENERAL GOVERNMENTAL EXPENDITURES BY SOURCE ⁽¹⁾
LAST TEN FISCAL YEARS
UNAUDITED

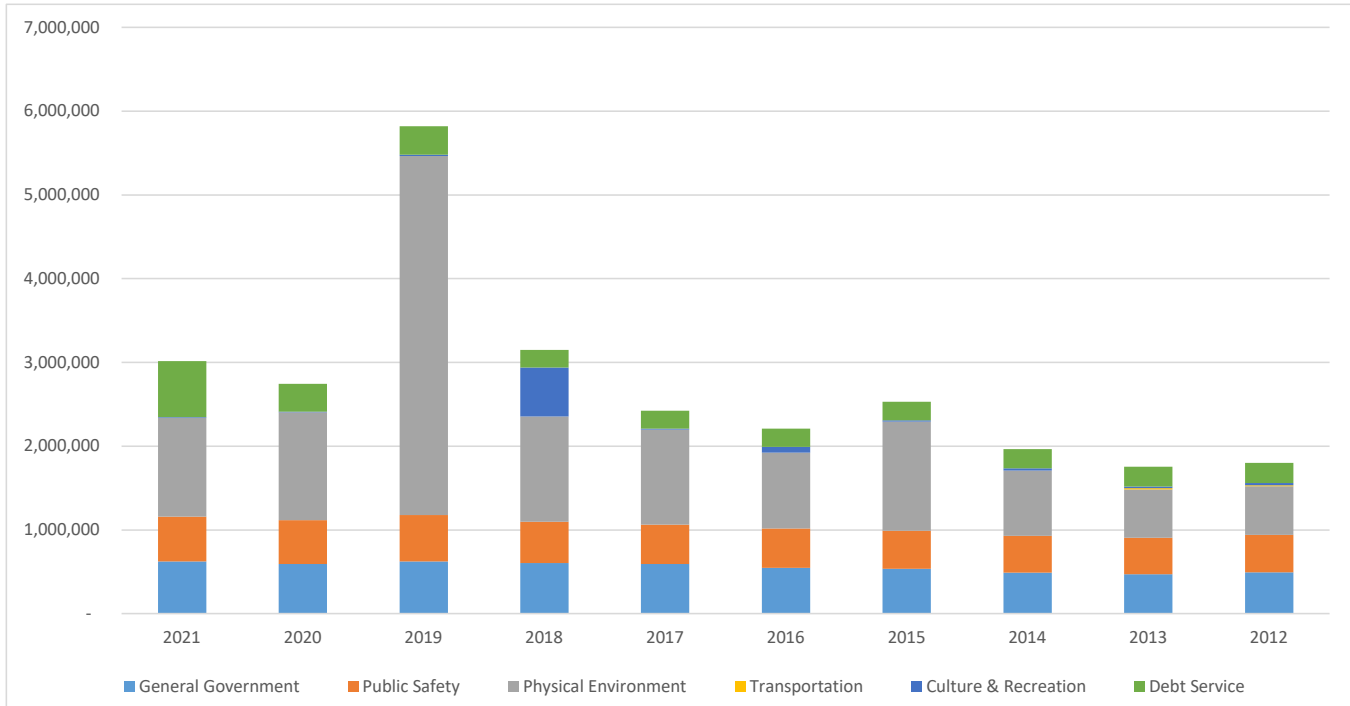
Schedule 8

Year	Capital Outlay/						Total
	General Government	Public Safety	Physical Environment	Transportation	Culture and Recreation	Debt Service	
2021	\$ 624,472	\$ 533,885	\$ 1,179,890	\$ -	\$ 8,889	\$ 669,703	\$ 3,016,839
2020	\$ 593,860	\$ 523,617	\$ 1,286,675	\$ -	\$ 7,635	\$ 331,073	\$ 2,742,860
2019	\$ 624,436	\$ 554,535	\$ 4,286,830	\$ -	\$ 15,936	\$ 338,787	\$ 5,820,524
2018	\$ 605,378	\$ 492,171	\$ 1,257,165	\$ -	\$ 583,473	\$ 211,845	\$ 3,150,032
2017	\$ 592,627	\$ 469,979	\$ 1,137,155	\$ -	\$ 11,292	\$ 212,824	\$ 2,423,877
2016	\$ 545,877	\$ 470,532	\$ 907,660	\$ -	\$ 66,557	\$ 218,776	\$ 2,209,402
2015	\$ 535,415	\$ 454,371	\$ 1,302,460	\$ -	\$ 15,582	\$ 224,728	\$ 2,532,556
2014	\$ 489,456	\$ 438,765	\$ 780,482	\$ -	\$ 26,658	\$ 230,680	\$ 1,966,041
2013	\$ 472,378	\$ 435,136	\$ 575,203	\$ 17,279	\$ 19,924	\$ 236,632	\$ 1,756,552
2012	\$ 494,227	\$ 445,335	\$ 581,239	\$ 11,585	\$ 26,126	\$ 242,584	\$ 1,801,096

(1) Includes general fund and capital projects fund.

**CITY OF BELLEAIR BEACH, FLORIDA
GENERAL GOVERNMENTAL EXPENDITURES BY SOURCE
LAST TEN FISCAL YEARS
UNAUDITED**

Schedule 9



CITY OF BELLEAIR BEACH, FLORIDA
ASSESSED VALUE AND ACTUAL VALUE OF TAXABLE PROPERTY
LAST TEN FISCAL YEARS
UNAUDITED

Schedule 10

Year	Real Property	Personal Property	Total Assessed Value	Exemptions	Assessed Value of Operations	Total Direct Tax Rate
2021	\$ 638,093,942	\$ 2,023,443	\$ 640,117,385	\$ 238,970,572	\$ 879,087,957	2.0394
2020	\$ 592,261,368	\$ 1,971,273	\$ 594,232,641	\$ 172,559,265	\$ 766,791,906	2.0394
2019	\$ 564,693,910	\$ 1,948,272	\$ 566,642,182	\$ 181,008,334	\$ 747,650,516	2.0394
2018	\$ 540,493,808	\$ 1,848,540	\$ 542,342,348	\$ 182,548,030	\$ 724,890,378	2.0394
2017	\$ 510,863,592	\$ 1,931,873	\$ 512,795,465	\$ 169,797,907	\$ 682,593,372	2.0394
2016	\$ 475,752,224	\$ 1,816,732	\$ 477,568,956	\$ 156,051,630	\$ 633,620,586	2.0394
2015	\$ 446,072,813	\$ 1,868,800	\$ 447,941,613	\$ 151,562,391	\$ 599,504,004	2.0394
2014	\$ 419,789,096	\$ 2,019,477	\$ 421,808,573	\$ 157,845,919	\$ 579,654,492	2.0394
2013	\$ 394,583,151	\$ 1,940,046	\$ 396,523,197	\$ 79,546,569	\$ 476,069,766	2.0394
2012	\$ 372,308,501	\$ 2,019,596	\$ 374,328,097	\$ 63,895,719	\$ 438,223,816	2.0394

SOURCE: Pinellas County Property Appraiser

CITY OF BELLEAIR BEACH, FLORIDA
PROPERTY TAX RATES PER \$1,000 OF TAXABLE VALUE -
ALL DIRECT AND OVERLAPPING GOVERNMENTS
LAST TEN FISCAL YEARS
UNAUDITED

Schedule 11

<u>Fiscal Year</u>	<u>City</u>	<u>Pinellas County General Fund</u>	<u>Pinellas County Health Department</u>	<u>Pinellas County Planning Council</u>	<u>Pinellas County School Board</u>	<u>Emergency Medical Services</u>	<u>Southwest Florida Water Management District</u>	<u>Juvenile Welfare Board</u>	<u>Total</u>
2021	2.0394	5.1302	0.0790	0.0150	6.3250	0.9158	0.2535	0.8981	15.6560
2020	2.0394	5.2755	0.0835	0.0150	6.4270	0.9158	0.2669	0.8981	15.9212
2019	2.0394	5.2755	0.0835	0.0150	6.5840	0.9158	0.2801	0.8981	16.0914
2018	2.0394	5.2133	0.0622	0.0150	6.8105	0.9158	0.2955	0.8981	16.2498
2017	2.0394	5.2133	0.0622	0.0150	7.0925	0.9158	0.3131	0.8981	16.5494
2016	2.0394	5.2133	0.0622	0.0150	7.3802	0.9158	0.3317	0.8981	16.8557
2015	2.0394	5.2133	0.0622	0.0160	7.8322	0.9158	0.3488	0.8981	17.3258
2014	2.0394	5.2133	0.0622	0.0160	7.9032	0.9158	0.3658	0.8981	17.4138
2013	2.0394	5.2133	0.0622	0.0160	8.1222	0.9158	0.3818	0.8981	17.6488
2012	2.0394	5.0105	0.0622	0.0125	8.3020	0.9158	0.3928	0.8981	17.6333

SOURCE: Pinellas County Tax Collector

CITY OF BELLEAIR BEACH, FLORIDA
ASSESSED VALUATIONS, MILLAGE AND TAXES LEVIED AND COLLECTED
LAST TEN FISCAL YEARS
UNAUDITED

Schedule 12

	2021	2020	2019	2018	2017	2016	2015	2014	2013	2012
City millage levied	<u>2.0394</u>	<u>2.0394</u>	<u>2.0394</u>	<u>2.0394</u>	<u>2.0394</u>	<u>2.0394</u>	<u>2.0394</u>	<u>2.0394</u>	<u>2.0394</u>	<u>2.0394</u>
Total valuation	\$ 438,223,816	\$ 476,069,766	\$ 580,291,128	\$ 599,504,004	\$ 633,620,586	\$ 682,593,372	\$ 724,890,378	\$ 747,650,516	\$ 766,791,906	\$ 879,087,957
Real estate exemptions										
Government exemptions	\$ 9,245,039	\$ 9,578,326	\$ 10,260,480	\$ 11,113,631	\$ 11,811,011	\$ 12,611,161	\$ 13,326,715	\$ 14,651,314	\$ 15,119,057	\$ 16,621,372
Assessment differentials ⁽³⁾	23,709,958	38,911,319	115,815,715	108,990,187	113,277,158	125,399,330	137,227,909	133,745,766	124,536,381	188,164,387
Individual or homestead exemptions	<u>30,940,722</u>	<u>31,056,924</u>	<u>31,769,724</u>	<u>31,458,573</u>	<u>30,963,461</u>	<u>31,787,416</u>	<u>31,993,406</u>	<u>32,611,254</u>	<u>32,903,827</u>	<u>34,184,813</u>
Total exemptions and adjustments	<u>63,895,719</u>	<u>79,546,569</u>	<u>157,845,919</u>	<u>151,562,391</u>	<u>156,051,630</u>	<u>169,797,907</u>	<u>\$ 182,548,030</u>	<u>181,008,334</u>	<u>172,559,265</u>	<u>238,970,572</u>
Total valuation	<u>\$ 374,328,097</u>	<u>\$ 396,523,197</u>	<u>\$ 422,445,209</u>	<u>\$ 447,941,613</u>	<u>\$ 477,568,956</u>	<u>\$ 512,795,465</u>	<u>\$ 542,342,348</u>	<u>\$ 566,642,182</u>	<u>\$ 594,232,641</u>	<u>\$ 640,117,385</u>
Total taxes levied	\$ 759,895	\$ 764,292	\$ 810,195	\$ 860,681	\$ 914,383	\$ 975,678	\$ 1,046,825	\$ 1,106,053	\$ 1,155,678	\$ 1,212,819
Less Adjustments and discounts	<u>(26,459)</u>	<u>(25,863)</u>	<u>(26,607)</u>	<u>(30,088)</u>	<u>(31,647)</u>	<u>(33,467)</u>	<u>(36,307)</u>	<u>(37,606)</u>	<u>(39,293)</u>	<u>(41,236)</u>
Net taxes levied	<u>\$ 733,436</u>	<u>\$ 738,429</u>	<u>\$ 783,588</u>	<u>\$ 830,593</u>	<u>\$ 882,736</u>	<u>\$ 942,211</u>	<u>\$ 1,010,518</u>	<u>\$ 1,068,447</u>	<u>\$ 1,116,385</u>	<u>\$ 1,171,583</u>
Net collected ⁽¹⁾⁽²⁾	<u>\$ 734,011</u>	<u>\$ 741,269</u>	<u>\$ 783,665</u>	<u>\$ 843,286</u>	<u>\$ 883,698</u>	<u>\$ 926,891</u>	<u>\$ 1,014,430</u>	<u>\$ 1,068,618</u>	<u>\$ 1,117,077</u>	<u>\$ 1,170,878</u>

- (1) Florida Statutes provide for a discount of up to four percent for early payment of ad valorem taxes. All unpaid taxes become delinquent on April 1, and are sold at auction on June 1 or each year as tax certificates. The City, after all tax certificates are sold, has fully collected all ad valorem revenues.
- (2) Net collected includes penalties or late payments.
- (3) Florida Statutes (F.S. 193.155) provide for a three percent maximum increase in annual taxable property values.

SOURCE: Pinellas County Tax Collector

**CITY OF BELLEAIR BEACH, FLORIDA
PRINCIPAL TAXPAYERS
2021 AND NINE YEARS AGO
UNAUDITED**

Schedule 13

Fiscal Year 2021			Fiscal Year 2012		
Taxpayer	Total Taxable Value	Percentage	Taxpayer	Total Taxable Value	Percentage
Alanik Properties LLC	\$ 6,208,000	0.97%	Radke, Heather M Revocable Trust	\$ 5,386,212	1.45%
Marion, Joel G	5,613,739	0.88%	G & G Suncoast Development LLC	2,662,440	0.72%
7S Investments LLC	4,964,796	0.78%	Steslicki, Sarah L.	1,826,979	0.49%
Belleair FL LLC	3,155,774	0.49%	Saint Antonio's Investment LLC	1,723,497	0.46%
1004 Ten Museum Park LLC	2,787,634	0.44%	Prescott, Douglas S.	1,710,562	0.46%
Belleair Beach 17 Land Trust	2,494,279	0.39%	Emmanuel, James M.	1,660,222	0.45%
Glynn, Ellen M Rev Trust	2,434,654	0.38%	Prescott, Gerald T Tre	1,635,939	0.44%
Shukla, Rahul	2,413,367	0.38%	Prescott, Gerald Revocable Int	1,633,840	0.44%
Braun, Drew P.	2,411,493	0.38%	Brinton, Anthony	1,581,211	0.42%
Chaput, Robert L	2,319,053	0.36%	Ewing, Owen C	1,511,150	0.41%
Total of Principal Taxpayers	34,802,789	5.45%	Total of Principal Taxpayers	21,332,052	5.73%
Total All Other Taxpayers	<u>603,291,153</u>	<u>94.55%</u>	Total All Other Taxpayers	<u>350,976,449</u>	<u>94.27%</u>
Total Taxable Value	<u>\$ 638,093,942</u>	<u>100.00%</u>	Total Taxable Value	<u>\$ 372,308,501</u>	<u>100.00%</u>

Data represents taxpayers in Pinellas County since there are no commercial businesses within Belleair Beach City limits
SOURCE: Pinellas County Property Appraiser

**CITY OF BELLEAIR BEACH, FLORIDA
PROPERTY TAX LEVIES AND COLLECTIONS
LAST TEN FISCAL YEARS
UNAUDITED**

Schedule 14

Year	Total Assessed Valuation	Amount of Taxable Assessed Valuation	Levy	Collection Within the Fiscal Year of Levy		Collections to Date	
				Amount	Percentage ⁽¹⁾ of Levy	Amount	Percentage of Levy
2021	\$ 879,087,957	\$ 640,117,385	1,212,819	1,170,878	97%	1,170,878	97%
2020	\$ 766,791,906	\$ 594,232,641	1,155,678	\$ 1,117,077	97%	1,117,077	97%
2019	\$ 747,650,516	\$ 566,642,182	1,106,053	\$ 1,068,618	97%	1,068,618	97%
2018	\$ 724,890,378	\$ 542,342,348	1,046,825	\$ 1,014,430	97%	1,014,430	97%
2017	\$ 682,593,372	\$ 512,795,465	975,678	\$ 926,891	95%	926,891	95%
2016	\$ 633,620,586	\$ 477,568,956	914,383	\$ 879,447	96%	883,698	97%
2015	\$ 599,504,004	\$ 447,941,613	860,681	\$ 831,259	97%	843,286	98%
2014	\$ 580,291,128	\$ 421,808,573	810,195	\$ 783,588	97%	783,665	97%
2013	\$ 476,069,766	\$ 396,523,197	763,299	\$ 738,429	97%	741,269	97%
2012	\$ 438,223,816	\$ 374,328,097	759,895	\$ 733,436	97%	734,011	97%

(1) Florida Statutes provide for a discount of up to four percent for early payment of ad valorem taxes.

All unpaid taxes become delinquent on April 1, and are sold at auction on June 1 of each year as tax certificates.

The City, after all tax certificates are sold, has fully collected all ad valorem tax revenues.

SOURCE: Pinellas County Tax Collector Office

**CITY OF BELLEAIR BEACH, FLORIDA
OUTSTANDING DEBT BY TYPE
LAST TEN FISCAL YEARS
UNAUDITED**

Schedule 15

Fiscal Year	Governmental Activities			Business-Type Activities			Total Primary Fovernment	Per Capita
	General Obligation Bonds	Revenue Loan/Bonds	Capital Leases	General Obligation Bonds	Revenue Loan/Bonds	Capital Leases		
2021	\$ -	\$ 1,913,055	\$ -	\$ -	\$ 37,845	\$ -	\$ 1,950,900	1,195
2020	\$ -	\$ 2,525,484	\$ -	\$ -	\$ -	\$ -	\$ 2,525,484	1,554
2019	\$ -	\$ 2,749,575	\$ -	\$ -	\$ -	\$ -	\$ 2,749,575	1,804
2018	\$ -	\$ 2,986,066	\$ -	\$ -	\$ -	\$ -	\$ 2,986,066	1,962
2017	\$ -	\$ 1,320,000	\$ -	\$ -	\$ -	\$ -	\$ 1,320,000	888
2016	\$ -	\$ 1,480,000	\$ -	\$ -	\$ -	\$ -	\$ 1,480,000	920
2015	\$ -	\$ 1,640,000	\$ -	\$ -	\$ -	\$ -	\$ 1,640,000	1,140
2014	\$ -	\$ 1,800,000	\$ -	\$ -	\$ -	\$ -	\$ 1,800,000	1,164
2013	\$ -	\$ 1,960,000	\$ -	\$ -	\$ -	\$ -	\$ 1,960,000	1,269
2012	\$ -	\$ 2,120,000	\$ -	\$ -	\$ -	\$ -	\$ 2,120,000	1,361

SOURCE: City of Belleair Beach Finance Department.

CITY OF BELLEAIR BEACH, FLORIDA
RATIO OF GENERAL REVENUE AND DEBT OUTSTANDING
LAST TEN FISCAL YEARS
UNAUDITED

Schedule 16

Fiscal Year	General Revenue Debt	Percentage of Estimated Actual Taxable Value of Property ⁽¹⁾	Total Outstanding Per Capita ⁽²⁾
2021	\$ 1,950,900	\$ 0.30%	1,195
2020	\$ 2,525,484	\$ 0.42%	1,554
2019	\$ 2,749,575	\$ 0.49%	1,804
2018	\$ 2,986,066	\$ 0.55%	1,962
2017	\$ 1,320,000	\$ 0.26%	888
2016	\$ 1,480,000	\$ 0.31%	920
2015	\$ 1,640,000	\$ 0.37%	1,140
2014	\$ 1,800,000	\$ 0.43%	1,164
2013	\$ 1,960,000	\$ 0.49%	1,269
2012	\$ 2,120,000	\$ 0.57%	1,361

Details regarding the City's outstanding debt can be found in the notes to the financial statements.

(1) See the Schedule of Assessed Value and Estimated Actual Value of Taxable Property for property value data.

(2) Population data can be found in the Schedule of Demographic and Economic Statistics.

CITY OF BELLEAIR BEACH, FLORIDA
COMPUTATON OF DIRECT AND OVERLAPPING DEBT -
GENERAL OBLIGATIONS
UNAUDITED

Schedule 17

	<u>General Revenue Taxable Value</u>	<u>Debt Outstanding</u>	<u>Percentage of Estimated Percentage Applicable</u>	<u>Estimated Share of Overlapping Debt</u>
City Taxable Value	\$ 766,791,906			
County Taxable Value	\$ 91,752,486,078			
Overlapping debt:				
Capital leases		\$ 433,171		
Pinellas County School Board		<u>12,005,521</u>		
Total overlapping debt		<u>\$ 12,438,692</u>	0.84%	\$ 103,952
City direct debt		1,950,900	100%	<u>1,950,900</u>
Total direct and overlapping debt				<u>\$ 2,054,852</u>

**CITY OF BELLEAIR BEACH, FLORIDA
 PLEDGED REVENUE COVERAGE
 LAST TEN FISCAL YEARS
 UNAUDITED**

Schedule 18

Revenue Loan Pledged Revenues Non-Ad Valorem Revenue	Principal	Debt Service ⁽¹⁾ Interest	Coverage
	\$ 572,429	\$ 97,274	100%
 <u>General Fund</u>			
Local Option Gas Tax	\$ 20,878		
Franchise Fees	187,045		
Public Service Tax	294,614		
Communications Service Tax	52,474		
Rental Registrations	61,605		
State Revenue Sharing	45,588		
BOCC - Garbage	340,599		
Fines & Forfeitures	17,312		
Parking Meter Fees	172,801		
Community Center Rentals	21,925		
Other Revenue *	52,868		
	1,267,709		
 <u>Capital Projects Fund</u>			
Infrastructure Sales Tax	194,706		
	\$ 1,462,415		

(1) Interest expense was for the full Fiscal Year 2021 and is accounted for in the Capital Projects Fund

* Other revenue consists of foreclosure registrations, claim of liens, NPDES fees, miscellaneous and Marina fund contributions.

CITY OF BELLEAIR BEACH, FLORIDA
MISCELLANEOUS DEMOGRAPHICAL STATISTICS
LAST TEN FISCAL YEARS
UNAUDITED

Schedule 19

Fiscal Year	(1) Population	(2) Personal Income (amounts expressed in thousands)	(3) Per Capita Personal Income	(4) Median Age	(5) School Enrollment	(6) Unemployment Rate
2021	1,633	\$ 102,226	\$ 78,896	61.6	N/A	3.90%
2020	1,625	\$ 105,316	\$ 72,690	61.1	N/A	5.70%
2019	1,524	\$ 106,778	\$ 75,739	61.0	N/A	2.90%
2018	1,522	\$ 94,031	\$ 67,363	60.7	N/A	2.90%
2017	1,487	\$ 91,810	\$ 65,436	60.0	N/A	3.30%
2016	1,609	\$ 91,250	\$ 63,047	56.8	N/A	4.60%
2015	1,439	\$ 87,426	\$ 56,243	59.5	228	5.00%
2014	1,547	\$ 83,433	\$ 55,454	59.0	148	5.80%
2013	1,544	\$ 90,306	\$ 73,750	59.5	151	6.70%
2012	1,558	\$ 70,862	\$ 50,820	58.0	67	8.50%

SOURCE:

- (1) University of Florida, Bureau of Economic & Business Research
- (2) to (5) Pinellas County Economic Development Research
- (6) U.S. Department of Labor Bureau of Statistics for the Tampa / St. Pete / Clearwater Metro Area

**CITY OF BELLEAIR BEACH, FLORIDA
PRINCIPAL EMPLOYERS
2021 AND NINE YEARS AGO
UNAUDITED**

Schedule 20

Employer	2021		Employer	2012	
	Employees	Rank		Employees	Rank
Raymond James	4,000+	1	Nielsen Media Research	3,560	1
Home Shopping Network	2,000+	2	Times Publishing Corp.	3,187	2
Tech Data Corp.	2,000+	3	Raymond James	2,850	3
Spectrum	2,000+	4	Morton Plant Hospital	2,448	4
Fidelity Information Services	1,500+	5	Raytheon	2,200	5
The Nielsen Company	1,500+	6	All Children's Health Systems	2,000	6
Jabil Circuit, Inc.	1,500+	7	Bayfront Medical Center, Inc.	2,000	7
Honeywell Aerospace	1,500+	8	Progress Energy, Florida	1,950	8
Valpak	1,500+	9	Tech Data Corp.	1,800	9
Superior Uniform Group	1,000+	10	Home Shopping Network	1,600	10

Data represents employers in Pinellas County since there are no commercial businesses within Belleair Beach City limits

Source: Pinellas County Economic Development Research

CITY OF BELLEAIR BEACH, FLORIDA
FULL-TIME EQUIVALENT CITY GOVERNMENT EMPLOYEES BY FUNCTION
LAST TEN FISCAL YEARS
UNAUDITED

	<u>2021</u>	<u>2020</u>	<u>2019</u>	<u>2018</u>	<u>2017</u>	<u>2016</u>	<u>2015</u>	<u>2014</u>	<u>2013</u>	<u>2012</u>
Full-time employees on City Payroll as of September 30, (1)										
General Government	3	3	4	5	4	4	4	4	4	4
Public Works	3	3	3	3	2	3	3	3	3	3
Police	0	0	0	0	0	0	0	0	0	0
Total general government	<u>6</u>	<u>6</u>	<u>7</u>	<u>8</u>	<u>6</u>	<u>7</u>	<u>7</u>	<u>7</u>	<u>7</u>	<u>7</u>

The City contracts with the Pinellas County Sheriff for police protection, which became effective in fiscal year 2007.
 SOURCE: City employment records

**CITY OF BELLEAIR BEACH, FLORIDA
MISCELLANEOUS STATISTICAL DATA
UNAUDITED**

Schedule 22

Date of Incorporation 1950
 Form of Government City Council / City Manager
 Number of Employees 6
 Paved Streets 7.25 miles
 Law Enforcement Pinellas County Sheriff's Office effective June 1, 2007
 Resident Utilities: Duke Energy - electricity
 Pinellas County Utilities - water, reclaimed water, sewer
 Waste Management - garbage and recycling
 Clearwater Gas - gas

Recreation Facilities:

Parks 11 and access to additional 3
 Playgrounds 1
 Beaches 4,500 feet
 Tennis 2 courts
 Basketball Court 1 court
 Marina 19 boat slips
 Boat Ramp 1
 Fishing Docks 5

Population and Source:

Year	Population	Source
2021	1,633	University of Florida, Bureau of Economic & Business Research
2020	1,625	University of Florida, Bureau of Economic & Business Research
2019	1,524	Pinellas County Economic Development Research
2018	1,522	Pinellas County Economic Development Research
2017	1,497	www.esri demographic estimates
2016	1,609	fact finder US Census Bureau
2015	1,439	www.esri demographic estimates
2015	1,439	www.esri demographic estimates
2014	1,547	www.esri demographic estimates
2013	1,544	U.S. Census Bureau
2012	1,558	University of Florida
2011	1,563	University of Florida
2010	1,608	University of Florida
2000	1,633	historical City data
1990	2,070	historical City data
1980	1643	historical City data
1970	952	historical City data
1960	563	historical City data

**CITY OF BELLEAIR BEACH, FLORIDA
OPERATING INDICATORS BY FUNCTION
LAST TEN FISCAL YEARS
UNAUDITED**

Schedule 23

	2021	2020	2019	2018	2017	2016	2015	2014	2013	2012
Public Safety *										
Police Arrest	58	74	31	66	63	38	51	56	44	10
Parking violations	14	301	30	265	240	245	174	227	102	307
Traffic violations	170	136	207	254	164	137	148	176	143	107
Warning citations	1,279	835	1,404	1,471	756	796	724	422	373	356
Culture and Recreation:										
Beach parking permits & parking decals issued **	839	772	890	884	760	733	825	629	548	732
Library card reimbursements ***	58	48	93	120	101	108	105	115	119	122
Marina										
Boat Slips ****	19	19	19	19	19	19	19	20	20	20

* Effective June 1, 2007 law enforcement was contracted out to the Pinellas County Sheriff's Office.

** Includes beach parking permits for owners, renters, and marina slip renters

*** The City of Belleair Beach offers payment for residents' library cards by reimbursement to the resident.

**** Slips 19 and 20 were combined in 2014 to make a larger slip

**CITY OF BELLEAIR BEACH, FLORIDA
CAPITAL ASSET STATISTICS BY FUNCTION
LAST TEN FISCAL YEARS
UNAUDITED**

Schedule 24

	<u>2021</u>	<u>2020</u>	<u>2019</u>	<u>2018</u>	<u>2017</u>	<u>2016</u>	<u>2015</u>	<u>2014</u>	<u>2013</u>	<u>2012</u>
Public Safety										
Police stations *	0	0	0	0	0	0	0	0	0	0
Highways and Streets:										
Bridges	2	2	2	2	2	2	2	2	2	2
Street (miles)	8	8	8	8	8	8	8	8	8	8
Curb (miles)	16	16	16	16	16	16	16	16	16	16
Intersection traffic signal - Gulf Blvd / Causeway	1	1	1	1	1	1	1	1	1	1
Pedestrian beacons / crosswalks	5	5	5	5	5	5	5	5	5	5
Culture and Recreation										
Cul de Sacs	8	8	8	8	8	8	8	8	8	8
Docks	5	5	5	5	5	5	5	5	5	5
Park acreage	5	5	5	5	5	5	5	5	5	5
Parks **	11	11	11	11	11	11	11	11	11	11
Tennis Courts	2	2	2	2	2	2	2	2	2	2

* Effective June 1, 2007 law enforcement service was contracted out to the Pinellas County Sheriff's Office

** City of Belleair Beach residents are allowed access to additional 3 parks at Belleair Shore and 1 at Bayside Park. These parks are maintained by the City of Belleair Beach.

This page intentionally left blank.

IV. COMPLIANCE SECTION

**INDEPENDENT AUDITOR'S REPORT ON INTERNAL CONTROL OVER
FINANCIAL REPORTING AND ON COMPLIANCE AND OTHER MATTERS
BASED ON AN AUDIT OF FINANCIAL STATEMENTS PERFORMED
IN ACCORDANCE WITH GOVERNMENT AUDITING STANDARDS**

To the Honorable Mayor, City Council Members
City of Belleair Beach, Florida

We have audited, in accordance with the auditing standards generally accepted in the United States of America and the standards applicable to financial audits contained in *Government Auditing Standards*, issued by the Comptroller General of the United States, the financial statements of the governmental activities, the business-type activities, each major fund, and the budgetary comparison for the General Fund of the City of Belleair Beach, Florida, (the City) as of and for the year ended September 30, 2021, and the related notes to the financial statements, which collectively comprise the City's basic financial statements and have issued our report thereon dated June 27, 2022.

Internal Control Over Financial Reporting

In planning and performing our audit of the financial statements, we considered the City's internal control over financial reporting (internal control) to determine the audit procedures that are appropriate in the circumstances for the purpose of expressing our opinions on the financial statements, but not for the purpose of expressing an opinion on the effectiveness of the City's internal control. Accordingly, we do not express an opinion on the effectiveness of the City's internal control.

A deficiency in internal control exists when the design or operation of a control does not allow management or employees, in the normal course of performing their assigned functions, to prevent, or detect and correct misstatements on a timely basis. *A material weakness* is a deficiency, or a combination of deficiencies, in internal control such that there is a reasonable possibility that a material misstatement of the entity's financial statements will not be prevented, or detected and corrected, on a timely basis. *A significant deficiency* is a deficiency, or a combination of deficiencies, in internal control that is less severe than a material weakness, yet important enough to merit attention by those charged with governance.

Our consideration of internal control was for the limited purpose described in the first paragraph of this section and was not designed to identify all deficiencies in internal control that might be material weaknesses or significant deficiencies. Given these limitations, during our audit we did not identify any deficiencies in internal control that we consider to be material weaknesses. However, material weaknesses may exist that have not been identified.

Honorable Mayor, City Council Members
City of Belleair Beach, Florida

Compliance and Other Matters

As part of obtaining reasonable assurance about whether the City's financial statements are free from material misstatement, we performed tests of its compliance with certain provisions of laws, regulations, contracts, and grant agreements, noncompliance with which could have a direct and material effect on the determination of financial statement amounts. However, providing an opinion on compliance with those provisions was not an objective of our audit, and accordingly, we do not express such an opinion. The results of our tests disclosed no instance of noncompliance or other matters that are required to be reported under *Government Auditing Standards*.

Purpose of this Report

The purpose of this report is solely to describe the scope of our testing of internal control and compliance and the results of that testing, and not to provide an opinion on the effectiveness of the entity's internal control or on compliance. This report is an integral part of an audit performed in accordance with *Government Auditing Standards* in considering the entity's internal control and compliance. Accordingly, this communication is not suitable for any other purpose.



Pensacola, Florida
June 27, 2022

MANAGEMENT LETTER

To the Honorable Mayor, City Council Members
City of Belleair Beach, Florida

Report on the Financial Statements

We have audited the financial statements of the City of Belleair Beach, Florida, (the City) as of and for the fiscal year ended September 30, 2021, and have issued our report thereon dated June 27, 2022.

Auditor's Responsibility

We conducted our audit in accordance with auditing standards generally accepted in the United States of America; the standards applicable to financial audits contained in *Government Auditing Standards*, issued by the Comptroller General of the United States; the audit requirements of Title 2 U.S. Code of Federal Regulations Part 200, Uniform Administrative Requirements, Cost Principles, and Audit Requirements for Federal Awards (Uniform Guidance); and Chapter 10.550, Rules of the Auditor General.

Other Reporting Requirements

We have issued our Independent Auditor's Report on Internal Control over Financial Reporting and on Compliance and Other Matters Based on an Audit of Financial Statements Performed in Accordance with *Government Auditing Standards*; and Independent Accountant's Report on an examination conducted in accordance with *AICPA Professional Standards*, AT-C Section 315, regarding compliance requirements in accordance with Chapter 10.550, Rules of the Auditor General. Disclosures in those reports and schedules, which are dated June 27, 2022, should be considered in conjunction with this management letter.

Prior Audit Findings

Section 10.554(1)(i)1., Rules of the Auditor General, requires that we determine whether or not corrective actions have been taken to address findings and recommendations made in the preceding financial audit report. There were no findings or recommendations made on internal control and compliance issues during the preceding annual financial audit.

Honorable Mayor, City Council Members
City of Belleair Beach, Florida

Official Title and Legal Authority

Section 10.554(1)(i)4., Rules of the Auditor General, requires that the name or official title and legal authority for the primary government and each component unit of the reporting entity be disclosed in this management letter, unless disclosed in the notes to the financial statements. The official title and legal authority for the City of Belleair Beach, Florida has been disclosed in Note 1 to the financial statements.

Financial Condition and Management

Section 10.554(1)(i)5.a. and 10.556(7), Rules of the Auditor General, require us to apply appropriate procedures and communicate the results of our determination as to whether or not the City has met one or more of the conditions described in Section 218.503(1), Florida Statutes, and to identify the specific condition(s) met. In connection with our audit, we determined that the City did not meet any of the conditions described in Section 218.503(1), Florida Statutes.

Pursuant to Sections 10.554(1)(i)5.b. and 10.556(8), Rules of the Auditor General, we applied financial condition assessment procedures for the City. It is management's responsibility to monitor the City's financial condition, and our financial condition assessment was based in part on representations made by management and review of financial information provided by the same.

Section 10.554(1)(i)2., Rules of the Auditor General, requires that we communicate any recommendations to improve financial management. In connection with our audit, we did not have any such communications.

Additional Matters

Section 10.554(1)(i)3., Rules of the Auditor General, requires us to communicate noncompliance with provisions of contracts or grant agreements, or abuse, that have occurred, or are likely to have occurred, that have an effect on the financial statements that is less than material but which warrants the attention of those charged with governance. We noted that expenditures in the Capital Projects Fund exceeded the budgeted amount by \$117,041 for the year ended September 30, 2021 as the result of a loan prepayment of \$345,867 that was not anticipated in the original budget. The loan prepayment was approved by the City Council, however the budget was not formally amended to reflect the additional approved expenditure. This was an administrative oversight, and we recommend that management submit budget amendments for approval in the future when unanticipated expenditures are approved by City Council.

Purpose of this Letter

Our management letter is intended solely for the information and use of the Legislative Auditing Committee, members of the Florida Senate and the Florida House of Representatives, the Florida Auditor General, Federal and other granting agencies, and applicable management, and is not intended to be and should not be used by anyone other than these specified parties.



Pensacola, Florida
June 27, 2022

**INDEPENDENT ACCOUNTANT'S REPORT
ON COMPLIANCE WITH SECTION 218.415, FLORIDA STATUTES**

Honorable Mayor, City Council Members
City of Belleair Beach, Florida

We have examined the City of Belleair Beach, Florida's (the City's) compliance with Section 218.415, Florida Statutes, regarding the investment of public funds during the year ended September 30, 2021. Management is responsible for the City's compliance with those requirements. Our responsibility is to express an opinion on the City's compliance based on our examination.

Our examination was conducted in accordance with attestation standards established by the American Institute of Certified Public Accountants and, accordingly, included examining, on a test basis, evidence about the City's compliance with those requirements and performing such procedures as we considered necessary in the circumstances. We believe that our examination provided a reasonable basis for our opinion. Our examination does not provide a legal determination on the City's compliance with specified requirements.

In our opinion, the City of Belleair Beach, Florida complied, in all material respects, with the aforementioned requirements for the year ended September 30, 2021.

This report is intended solely for the information and use of the City of Belleair Beach, Florida, and the Auditor General, State of Florida, and is not intended to be and should not be used by anyone other than these specified parties.



Pensacola, Florida
June 27, 2022